

**Audited Annual Accounts
(Foreign Funds)
NETWORK FOR ENTERPRISE
ENHANCEMENT AND DEVELOPMENT
SUPPORT
(NEEDS)**

**Executive Director
Mr. Murari Mohan Choudhury**

Regd. Office:
Behind SBI Training Center,
Williams Towns, B. Deoghar,
Jharkand - 814112.

Admin. Office:
Tapowan road, Deoghar, Jharkhand - 814143.

F.Y. - 2016-17



**Statutory Auditors:
M/s P. M. Bavishi & Co
Chartered Accountant
7, 3rd floor,
Round Building,
R. S. Sapre Marg,
Mumbai - 400002.
022-22002764/65/5316
www.capmbavishi.com**



AUDITOR'S REPORT

We have audited the Foreign Contribution Account of **Network for Enterprise Enhancement and Development Support (NEEDS)**, having Registered Office at "Behind SBI Training Centre, Williams Towns, B. Deoghar, Jharkhand-814112" and Admin Office at Tapowan Road, Deoghar, Jharkhand-814143 registered under The Trust Act 1882 vide registration no. 3017/175, for the year ended **31st March 2017** and examined all relevant books and vouchers and certify that according to the audited accounts.

1. The brought forward foreign contribution at the beginning of the year was Rs.15,23,535.63
2. Foreign contribution amounting to Rs.2,47,22,628.43 was received by the Association during the year 2016-2017.
3. Interest accrued on foreign contribution and other income derived from foreign contribution or interest thereon of worth Rs.3,01,605/- was received by the Association during the financial year 2017.
4. The balance of unutilized foreign contribution with the Association at the end of the year 2017 was Rs. 48,52,158..28
5. Certified that the association has maintained the accounts for foreign contribution and records relating thereto in the manner specified in section 19 of the Foreign Contribution (Regulation) Act,2010 (42 of 2010) read with rule 17 of the Foreign Contribution (Regulation) Rules, 2011.
6. The information in this certificate and in the enclosed Balance Sheet and Statement of Receipt and Payment is correct as verified and checked by us.
7. The association has utilized the foreign contribution received for the purpose it is registered / granted prior permission under Foreign Contribution (Regulation) Act, 2010.

Place: Mumbai

Date: 27th December 2017

FOR P. M. BAVISHI & CO.

CHARTERED ACCOUNTANTS

FRN: 124997W

P.M.BAVISHI
PARTNER
M. No. 037558



Pankaj M. Bavishi

B. Com. (Hons.), F.C.A.
Partner

Ramesh M. Nathani

B. Com. (Hons.), F.C.A.
Partner



P. M. BAVISHI & CO.

CHARTERED ACCOUNTANTS

7, Round Bldg., 3rd Floor, R.S. Sapre Marg,
Kalbadevi, Mumbai - 400 002.


Tel. : (O) : 2200 5316/2764 (R) : 2646 5343

E-mail : pankajbavishi@rediffmail.com

AUDITOR'S REPORT

We have audited the attached Balance sheet (Foreign Funds) as at 31st March 2017, Income and Expenditure Account and Receipt and Payments Account of Network for Enterprise Enhancement and Development Support (NEEDS) for the financial year ended on 31st March 2017 annexed thereto and report that.

1. These financial statements are responsibility of management of Network for Enterprise Enhancement and Development Support (NEEDS). Our responsibility is to express an opinion on these financial statements based on our audit. We conducted our audit in accordance with auditing standards generally accepted in India. These standards require that we plan and perform the audit to obtain reasonable assurance about whether financial statements are prepared in all material respects in accordance with identified financial reporting framework and are free of material misstatement. An audit includes examining on a test basis, evidence supporting the amounts and disclosures in the financial statement. An audit also includes assessing the accounting principles used and significant estimates made by management as well as evaluating over all financial statements presentation. We believe that our audit provides the reasonable basis for our opinion.
2. We have obtained all the information and explanations which to the best of our knowledge and belief were necessary for the purpose of the audit.
3. In our opinion, proper books of accounts and records have been maintained by the above named Trust visited by us and so far as appear from our examination.
4. It is the policy of the Trust to prepare its financial statements on mercantile basis.
5. The Balance Sheet and Income and Expenditure account dealt with by this report are in agreement with the books of account.
6. In our opinion the Balance Sheet and Income and Expenditure Account comply with the relevant Accounting Standards.





In our Opinion and according to information and explanations given to us, the said accounts read with significant accounting policies followed and disclosure norms submitted in notes forming part of the accounts, give a true and fair view in conformity with the accounting principles generally accepted in India

- (a) In the case of Balance sheet of the State of Affairs of **FOREIGN FUNDS** as at 31st March 2017 and
- (b) In the case of Income & Expenditure account, consolidated Income and Expenditure of Foreign Projects for the year ended on that date.
- (c) In the case of Receipts and payments Account of the fund flow for the year ended on that date.

PLACE: DEOGHAR

DATE: 14th AUGUST 2017

FOR P. M. BAVISHI & CO.

CHARTERED ACCOUNTANTS

FRN: 124997



P.M. BAVISHI

PARTNER

M. No.: 037558

NETWORK FOR ENTERPRISE ENHANCEMENT AND DEVELOPMENT SUPPORT
Regd. Office: Behind SBI Training Centre, Williams Town, B.Deoghar- 814112 (Jharkhand)
Admin. Office: Tapowan Road, Deoghar, Jharkhand - 814 143

FOREIGN FUNDS

BALANCE SHEET AS AT 31ST MARCH 2017

PARTICULARS	Schedule	As on 31.03.2017	As on 31.03.2016
		Amount (Rs.)	Amount (Rs)
SOURCES OF FUNDS			
CAPITAL FUNDS			
Corpus Fund	A	1,056,721.85	886,796.66
Asset Fund	B	3,851,365.88	3,411,234.71
CURRENT LAIBILITIES & PROVISIONS			
Current Liabilities	C	98,780.00	497,413.32
Unspent Grant Balances	D	5,269,583.89	2,983,214.77
TOTAL		10,276,451.62	7,778,659.46
APPLICATION OF FUNDS			
FIXED ASSETS	E	3,851,365.46	3,411,234.70
INVESTMENTS			
CURRENT ASSETS, LOANS & ADVANCES RECEIVABLES			
Cash and Bank Balances	F	2,479,120.57	1,927,041.61
Fixed Deposit with Banks			
Short Term Deposit with Banks		3,162,030.00	811,354.00
Loans and Advances Receivable	G	318,367.48	93,924.00
Grant Receivable	H	103,550.00	1,459,679.14
TDS Receivable	I	48,141.00	75,426.00
Grant Receivable MNH SIMAVI		313,877.11	
TOTAL		10,276,451.62	7,778,659.46

Schedules referred above form an integral part of the Balance Sheet (Foreign Funds).

AS PER OUR REPORT OF EVEN DATE ATTACHED

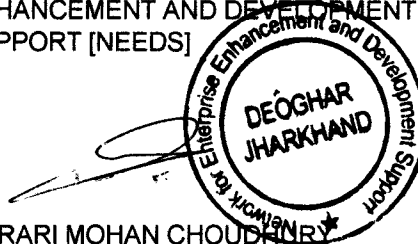
For P.M.BAVISHI & CO.
 CHARTERED ACCOUNTANTS
 FRN/ 124997W

P.M.BAVISHI
 PARTNER
 M.NO. 037558
 PLACE : DEOGHAR
 DATE: 14TH AUGUST 2017



FOR NETWORK FOR ENTERPRISE
 ENHANCEMENT AND DEVELOPMENT
 SUPPORT [NEEDS]

MURARI MOHAN CHOUDHARY
 EXECUTIVE DIRECTOR



NETWORK FOR ENTERPRISE ENHANCEMENT AND DEVELOPMENT SUPPORT
Regd. Office: Behind SBI Training Centre, Williams Town, B.Deoghar-814112 (Jharkhand)
Admin. Office: Tapowan Road, Deoghar, Jharkhand -814 143

FOREIGN FUNDS

INCOME AND EXPENDITURE ACCOUNT FOR THE YEAR ENDED 31ST MARCH 2017


PARTICULARS	Schedule	As on 31.03.2017	As on 31.03.2016
		Amount (Rs.)	Amount (Rs.)
<u>INCOME</u>			
Grant-in-Aid	J	21,306,749.51	30,358,683.33
Bank Interest	K	131,681.96	54,592.42
TOTAL		21,438,431.47	30,413,275.75
<u>EXPENDITURE</u>			
Programme Expenses			
Advocacy project on Quality of Care in Maternal, Newborn Health for Jharkhand-Centre for Catalyzing Change	L1	385,428.25	114,160.00
Integrated Water and Sanitation Model for Rural India-CINI	L2	1,138,502.00	2,234,581.00
Swasthya Bachche Abhiyan in Jharkhand Program-Child In Need Institute	L3	-	116,000.00
Give India Foundation	L4	-	99,757.00
Go Girl Go-DKA Austria	L5	1,225,680.00	1,314,647.25
Gali Gali Sim Sim-Meljol	L6	-	232,007.00
Aflatoun Social and Financial Education Programme-HDFC-Meljol	L7	-	831,305.00
Aflatoun/Aflateen-Community Intervention Programme-CITI-Meljol	L8	807,507.00	626,954.00
Mobile for Mother- SIMAVI	L9	-	1,259,024.00
Maternal and Newborn Health-SIMAVI	L10	-	9,214,623.00
Mobile for Good-Nasscom Foundation	L11	976,759.00	223,241.00
More Than Bride-SIMAVI	L12	4,849,682.00	322,781.00
Improving Neo-Natal Outcome -Save the Children	L13	-	3,107,892.00
Story of Life-SIMAVI	L14	-	3,397,029.00
Sustainable Livelihood Programme-Trickleup, Godda	L15	-	728,175.53
Sustainable Livelihood Programme-Trickleup, Pakur	L16	-	210,201.47
Promoting Rural Livelihoods through Transformative Financial Inclusion-Trickle Up	L17	73,090.25	-
NIDAN-VSO India Trust	L18	1,957,786.25	-
Capacitating Small Holder Women Farmers in Business development Skills-VSO India Trust	L19	366,047.00	-
SMS Story 2-VSO	L20	-	1,042,600.00
VF World of Difference Programme-VSO India Trust	L21	222,600.00	-
UNNAYAN - A Technical Support Initiative - WaterAid	L22	2,373,489.00	1,655,000.00
Amplifychange-BVHA	L23	176,597.00	-
Initiative for transparent accountable governance system in Jharkhand-Welthungerhilfe	L24	3,459,851.00	2,585,863.50
Green College-Welthungerhilfe	L25	3,425,412.72	1,097,434.00
TOTAL		21,438,431.47	30,413,275.75

Schedules referred above form an integral part of the Income and Expenditure Account

AS PER OUR REPORT OF EVEN DATE ATTACHED


For P.M.BAVISHI & CO.
 CHARTERED ACCOUNTANTS
 FRN 124997W

P.M.BAVISHI
 PARTNER
 M.NO. 037558
 PLACE : DEOGHAR
 DATE: 14TH AUGUST 2017



FOR NETWORK FOR ENTERPRISE
 ENHANCEMENT AND DEVELOPMENT
 SUPPORT [NEEDS]

MURARI MOHAN CHOUDHURY
 EXECUTIVE DIRECTOR



NETWORK FOR ENTERPRISE ENHANCEMENT AND DEVELOPMENT SUPPORT
 Regd. Office: Behind SBI Training Centre, Williams Town, B.Deoghar-814112 (Jharkhand)
 Admin.Office: Tapowan Road, Deoghar, Jharkhand-814143

FOREIGN FUNDS


RECEIPTS AND PAYMENTS ACCOUNT FOR THE YEAR ENDED 31ST MARCH 2017

PARTICULARS	Sch No.	As on 31.03.2017	As on 31.03.2016
		Amount (Rs.)	Amount (Rs.)
<u>I. RECEIPTS</u>			
Opening Balance			
Cash at Bank		1,927,041.61	701,873.32
Short Term Deposit with Banks		811,354.00	-
Grant received during the year	J1	23,489,570.13	28,134,030.24
Receivable Grant Received during the year		1,136,994.30	244,868.48
TDS Receivable Received		41,928.00	-
Interest		301,605.00	269,620.00
GI Donation		-	214,941.00
Advance Refunded		-	1,460,206.00
Other Receipt		13,176.07	7,341.00
Fixed Deposit redeem		-	3,413,262.00
TOTAL		27,721,669.11	34,446,142.04
<u>II. PAYMENT</u>			
Programme Payments		21354327.47	20827650.75
Programme Advance		726,191.07	6,471,109.68
Previous Year Liabilities Paid		-	4,404,912.00
Other Payments		-	4,074.00
Closing Balance			
Cash at Bank	F	2,479,120.57	1,927,041.61
Short Term Deposit with Banks		3,162,030.00	811,354.00
TOTAL		27,721,669.11	34,446,142.04

Schedules referred above form an integral part of Receipt & Payment Account.

AS PER OUR REPORT OF EVEN DATE ATTACHED

For P.M.BAVISHI & CO.
 CHARTERED ACCOUNTANTS
 FRN: 124997W



P.M.BAVISHI
 PARTNER


M.NO. 037558

PLACE : DEOGHAR

DATE: 14TH AUGUST 2017

FOR NETWORK FOR ENTERPRISE
 ENHANCEMENT AND DEVELOPMENT
 SUPPORT [NEEDS]

MURARI MOHAN CHOUDHURY
 EXECUTIVE DIRECTOR




NETWORK FOR ENTERPRISE ENHANCEMENT AND DEVELOPMENT SUPPORT
Regd. Office: Behind SBI Training Centre, Williams Town, B.Deoghar-814112 (Jharkhand)
Admin. Office: Tapowan Road, Deoghar, Jharkhand -814 143

Schedules forming part of Financial Statement (FOREIGN FUNDS)



A. CORPUS FUND	Group No.	As on 31.03.2017	As on 31.03.2016
		Amount (Rs.)	Amount (Rs.)
Opening Balance		886,796.66	581,947.01
Add: Addition during the year		169,924.11	426,755.50
Less: Amount Written Off		-	121,905.85
Total (Rs.)		1,056,720.77	886,796.66
B. ASSET FUND			
Opening Balance		3,411,234.71	2,642,413.40
Add: Prior Period adjustment		-	200.00
Add: Addition during the year		1,085,715.00	1,329,434.00
Less: Depreciation Transferred from Income & Expenditure Account		645,583.83	560,812.69
Total (Rs.)		3,851,365.88	3,411,234.71
C. CURRENT LIABILITIES			
Centre for Catalyzing Change Project		-	3,000.00
Gali Gali Sim Sim Project		-	18,000.00
Go Girl Go Project		-	4,500.00
Meljol-CITI Project		-	1,500.00
MTB-SIMAVI Project		784.00	276,300.00
Story of Life Project		-	58,115.00
Mobile for Good Project		-	45,886.00
NIDAN-VSO India Trust		36,077.00	-
WaterAid Project		1,000.00	38,100.00
The Green College Initiative-Welthungerhilfe		22,000.00	-
Abhishek Bharti		11,718.00	-
Rajeev Kumar		2,625.00	-
Sudyal Sah		9,901.00	-
Kamdeo Prasad Choudhary		1,134.00	-
Expenses Payable		13,541.00	7,341.00
PMG Integrated Communication Pvt Ltd		-	44,671.32
Total (Rs.)		98,780.00	497,413.32
D. UNSPENT GRANT			
Amplifychange-BVHA			
Opening Balance	D1	-	
Add: Grant received during the year		324,000.00	
Add: Bank Interest		2,454.00	
Less: Grant Utilised During the year		176,597.00	
Sub Total (Rs.)		149,857.00	-



Swasth Bachche Abhiyan in Jharkhand Program-Child in Need Institute	D2		
Opening Balance			
Add: Grant received during the year			116,000.00
Add: Bank Interest			-
Less: Grant Utilised During the year			116,000.00
Sub Total (Rs.)		-	-
Integrated Water and Sanitation Model for Rural India-CINI	D3		
Opening Balance		110,946.89	
Less: Receivable Grant received during the year		110,946.89	
Add: Grant received during the year		1,589,053.11	
Add: Bank Interest		15,108.45	
Less: Grant Utilised During the year		1,138,502.00	
Sub Total (Rs.)		465,659.56	-
Go Girl Go-DKA Austria	D4		
Opening Balance		518,580.98	616,475.04
Add: Grant received during the year		1,246,783.80	1,203,312.38
Add: Bank Interest		28,431.75	13,440.81
Less: Grant Utilised During the year		1,225,680.00	1,314,647.25
Sub Total (Rs.)		568,116.53	518,580.98
Aflatoun/Aflateen-Community Intervention Programme-CITI-Meljol	D5		
Opening Balance		721,367.00	393,061.00
Add: Grant received during the year		106,140.00	955,260.00
Less: Grant Utilised During the year		807,507.00	626,954.00
Sub Total (Rs.)		20,000.00	721,367.00
Coordination Cost-Meljol	D6		
Opening Balance		15,000.00	-
Add: Grant received during the year		-	15,000.00
Less: Grant Utilised During the year		-	-
Sub Total (Rs.)		15,000.00	15,000.00
Mobile for Good-Nasscom Foundation	D7		
Opening Balance		429,759.00	-
Add: Grant received during the year		547,000.00	653,000.00
Add: Bank Interest		-	-
Less: Grant Utilised During the year		976,759.00	223,241.00
Sub Total (Rs.)		-	429,759.00
Mobile for Mother-SIMAVI	D8		
Opening Balance		337,045.11	
Less: Receivable Grant received during the year		337,045.11	
Add: Grant received during the year		43,148.75	
Less: Grant Utilised During the year		-	
Sub Total (Rs.)		43,148.75	-




More Than Bride-SIMAVI Opening Balance Less: Receivable Grant received during the year Add: Grant received during the year Less: Grant Utilised During the year	D9	322,781.00 322,781.00 7,502,647.47 4,849,682.00	
Sub Total (Rs.)		2,652,965.47	-
Story of Life-SIMAVI Opening Balance Add: Grant received during the year Less: Grant Utilised During the year	D10		1,253,629.00 2,143,400.00 3,397,029.00
Sub Total (Rs.)		-	-
Improving Neo-Natal Outcome -Save the Children Opening Balance Less: Receivable Grant received during the year Add: Grant received during the year Add: Bank Interest Less: Grant Utilised During the year	D11	165,787.30 165,787.30 6,490.70 - -	
Sub Total (Rs.)		6,490.70	-
Sustainable Livelihoods Program for Ultra Poor in Godda-Trickle Up Opening Balance Add: Grant received during the year Add: Bank Interest Less: Grant Utilised During the year	D12		72,310.24 653,757.00 2,108.29 728,175.53
Sub Total (Rs.)		-	-
Sustainable Livelihoods Program for Ultra Poor in Pakur-Trickle Up Opening Balance Add: Grant received during the year Add: Bank Interest Less: Grant Utilised During the year	D13		209,129.01 1,072.46 210,201.47
Sub Total (Rs.)		-	-
Promoting Rural Livelihoods through Transformative Financial Inclusion-Trickle Up Opening Balance Add: Grant received during the year Less: Grant Utilised During the year	D14	- 236,999.00 73,090.25	
Sub Total (Rs.)		163,908.75	-
NIDAN-VSO India Trust Opening Balance Add: Grant received during the year Less: Grant Utilised During the year Less: Adjusted to Corpus	D15	- 1,957,786.00 1,957,786.25 (0.25)	
Sub Total (Rs.)		-	-





Capacitating Small Holder Women Farmers in Business development Skills-VSO India Trust			
Opening Balance	D16	-	
Add: Grant received during the year		366,048.00	
Less: Grant Utilised During the year		366,047.00	
Less: Adjusted to Corpus		1.00	
Sub Total (Rs.)		-	-
VF World of Difference Programme-VSO India Trust			
Opening Balance	D17	-	
Add: Grant received during the year		222,600.00	
Less: Grant Utilised During the year		222,600.00	
Sub Total (Rs.)		-	-
Initiative for transparent accountable governance system in Jharkhand-Welthungerhilfe			
Opening Balance	D18	260,811.71	335,372.42
Add: Grant received during the year		3,183,475.85	2,497,533.79
Add: Bank Interest		16,952.00	13,769.00
Less: Grant Utilised During the year		3,459,851.00	2,585,863.50
Sub Total (Rs.)		1,388.56	260,811.71
The Green College initiative-Welthungerhilfe			
Opening Balance	D19	1,037,696.08	-
Add: Grant received during the year		3,502,182.45	2,126,506.20
Add: Bank Interest		68,582.76	8,623.88
Less: Grant Utilised During the year		3,425,412.72	1,097,434.00
Sub Total (Rs.)		1,183,048.57	1,037,696.08
Total (Rs.)		5,269,583.89	2,983,214.77
E. FIXED ASSETS			
Gross Block	M	8,243,644.00	7,157,929.40
Less: Accumulated Depreciation		4,392,278.54	3,746,694.70
Net Block Total (Rs.)		3,851,365.46	3,411,234.70
F. CASH AND BANK BALANCES			
Cash in Hand		-	-
Cash at Bank			
Axis Bank Ltd [FCRA]-634010100004862		1,245,228.44	1,654,406.90
Axis Bank Ltd [FCRA-Utilization]-915010030808610		7,437.00	4,482.00
Indian Bank [FCRA-Utilization]-6351331610		19,857.00	7,341.00
IDBI Bank [WHH]-728104000057187		1,205,209.57	
Indian Bank [WHH-Utilization]-6327570273		1,388.56	260,811.71
Total (Rs.)		2,479,120.57	1,927,041.61



G. LOANS AND ADVANCES RECEIVABLE			
General Fund		270,620.48	20,325.00
Go Girl Go		-	30,171.00
MTB		-	17,778.00
Nasscom Foundation		-	16,000.00
FC Sub		8,937.00	-
Advance- Joint Alliance Activity [SRHR]		27,306.00	-
Rini Sinha		1,130.00	-
Biswajit Dinda		-	9,360.00
Suresh Prasad Yadav		-	290.00
Tanmoy Saha		1,500.00	-
Chandan Kumar Bhargav		2,700.00	-
MMC		4,404.00	-
Sangram Ray Choudhury		1,770.00	-
Total (Rs.)		318,367.48	93,924.00
H. GRANT RECEIVABLE			
Advocacy project on Quality of Care in MNH for Jharkhand- Centre for Catalyzing Change			
Opening Balance	H1	28,061.00	-
Less: Receivable Grant received during the year		28,061.00	-
Add: Grant received during the year		322,215.00	86,000.00
Add: Bank Interest		153.00	99.00
Less: Grant Utilised During the year		385,428.25	114,160.00
Sub Total (Rs.)		63,060.25	28,061.00
Integrated Water and Sanitation Model for Rural India-Clni			
Opening Balance	H2		186,322.00
Less: Receivable Grant received during the year			186,322.00
Add: Grant received during the year			2,113,678.00
Add: Bank Interest			9,956.11
Less: Grant Utilised During the year			2,234,581.00
Sub Total (Rs.)		-	110,946.89
Give India Foundation			
Opening Balance	H3	8,808.48	9,051.48
Less: Receivable Grant received during the year			9,051.48
Add: Donation received			90,948.52
Less: Grant Utilised During the year			99,757.00
Less: Previous Year Receivable adjusted		8,808.48	
Sub Total (Rs.)		-	8,808.48
Gali Gali Sim Sim-Meljol			
Opening Balance	H4	79,277.00	-
Less: Receivable Grant received during the year		79,277.00	-
Add: Grant received during the year		-	152,730.00
Add: Bank Interest		-	-
Less: Grant Utilised During the year		-	232,007.00
Sub Total (Rs.)		-	79,277.00




Aflatoun Social and Financial Education Programme-HDFC-Meljol			
Opening Balance	H5		61,095.00
Less: Receivable Grant received during the year			61,095.00
Add: Grant received during the year			831,305.00
Less: Grant Utilised During the year			831,305.00
Sub Total (Rs.)		-	-
Mobile for Mother-SIMAVI			
Opening Balance	H6		165,100.89
Less: Receivable Grant received during the year			-
Add: Grant received during the year			756,878.00
Less: Grant Utilised During the year			1,259,024.00
Sub Total (Rs.)		-	337,045.11
Maternal and Newborn Health-SIMAVI			
Opening Balance	H7		610,963.54
Add: Grant received during the year			8,289,782.35
Less: Grant Utilised During the year			9,214,623.00
Sub Total (Rs.)		-	313,877.11
More Than Bride-SIMAVI			
Opening Balance	H8		-
Add: Grant received during the year			-
Add: Bank Interest			-
Less: Grant Utilised During the year			322,781.00
Sub Total (Rs.)		-	322,781.00
Improving Neo-Natal Outcome -Save the Children			
Opening Balance	H9		92,147.58
Less: Receivable Grant received during the year			-
Add: Grant received during the year			2,848,939.00
Add: Bank Interest			1,018.12
Less: Grant Utilised During the year			3,107,892.00
Sub Total (Rs.)		-	165,787.30
SMS Story 2-VSO India			
Opening Balance	H10	42,600.00	-
Less: Receivable Grant received during the year		42,600.00	-
Add: Grant received during the year		-	1,000,000.00
Add: Bank Interest		-	-
Less: Grant Utilised During the year		-	1,042,600.00
Sub Total (Rs.)		-	42,600.00
UNNAYAN - A Technical Support Initiative - WaterAid			
Opening Balance	H11	50,495.25	-
Less: Receivable Grant received during the year		50,496.00	-
Add: Grant received during the year		2,333,000.00	1,600,000.00
Add: Bank Interest		-	4,504.75
Less: Grant Utilised During the year		2,373,489.00	1,655,000.00
Sub Total (Rs.)		40,489.75	50,495.25
Total (Rs.)		103,560.00	1,459,679.14



I. TAX DEDUCTED AT SOURCE RECEIVABLE

Opening Balance		75,426.00	50,590.00
TDS Receivable		(27,285.00)	24,836.00
Total (Rs.)		48,141.00	75,426.00




Schedules forming part of Financial Statement (FOREIGN FUNDS)



J. Grant-in-Aid	Group No.	As on 31.03.2017	As on 31.03.2016
		Amount (Rs.)	Amount (Rs.)
Grant received during the year	J1	23,489,570.13	28,134,030.24
Add: Unspent Grant of the Previous Year		2,983,214.77	3,936,473.88
Add: Grant Receivable during the year	H	103,550.00	1,459,679.14
Less: Previous Year Receivable Grant yet not received		1.50	
Less: Unspent Grant during the year	D	5,269,583.89	2,983,214.77
Less: Unspent Grant transfer to Corpus			188,285.16
Total (Rs.)		21,306,749.51	30,358,683.33
J1. GRANT RECEIVED DURING THE YEAR			
Advocacy project on Quality of Care in MNH for Jharkhand-Centre for Catalyzing Change		322,215.00	86,000.00
Integrated Water and Sanitation Model for Rural India-CInI		1,589,053.11	2,113,678.00
Swasth Bachche Abhiyan in Jharkhand Program-Child In Need Institute		-	116,000.00
Give India Foundation		-	90,948.52
Go Girl Go-DKA Austria		1,246,783.80	1,203,312.38
Gali Gali Sim Sim-Meljol		-	152,730.00
Aflatoun Social and Financial Education Programme-HDFC-Meljol		-	831,305.00
Aflatoun/Aflateen-Community Intervention Programme-CITI-Meljol		106,140.00	955,260.00
Coordination Cost- Meljol		-	15,000.00
Mobile for Mother-SIMAVI		43,148.75	756,878.00
Maternal and Newborn Health-SIMAVI		-	8,289,782.35
Mobile for Good-Nasscom Foundation		547,000.00	653,000.00
More Than Bride-SIMAVI		7,502,647.47	-
Improving Neo-Natal Outcome -Save the Children		6,490.70	2,848,939.00
Story of Life-SIMAVI		-	2,143,400.00
Sustainable Livelihoods Program for Ultra Poor in Godda-Trickle Up		-	653,757.00
Promoting Rural Livelihoods through Transformative Financial Inclusion-Trickle Up		236,999.00	-
NIDAN-VSO India Trust		1,957,786.00	-
Capacitating Small Holder Women Farmers in Business development Skills-VSO India Trust		366,048.00	-
VF World of Difference Programme-VSO India Trust		222,600.00	-
SMS Story 2-VSO India		-	1,000,000.00
UNNAYAN - A Technical Support Initiative - WaterAid		2,333,000.00	1,600,000.00
Amplifychange-BVHA		324,000.00	-
Initiative for transparent accountable governance system in Jharkhand-Welthungerhilfe		3,183,475.85	2,497,533.79
The Green College initiative-Welthungerhilfe		3,502,182.45	2,126,506.20
Total (Rs.)		23,489,570.13	28,134,030.24
K. BANK INTEREST RECEIVED			
Advocacy project on Quality of Care in MNH for Jharkhand-Centre for Catalyzing Change		153.00	99.00
Integrated Water and Sanitation Model for Rural India-CInI		15,108.45	9,956.11
Go Girl Go-DKA Austria		28,431.75	13,440.81
Improving Neo-Natal Outcome -Save the Children		-	1,018.12
Sustainable Livelihoods Program for Ultra Poor in Godda-Trickle Up		-	2,108.29
Sustainable Livelihoods Program for Ultra Poor in Pakur-Trickle Up		-	1,072.46





UNNAYAN - A Technical Support Initiative - WaterAid Amplifychange-BVHA			
Initiative for transparent accountable governance system in Jharkhand-Welthungerhilfe		2,454.00	4,504.75
The Green College initiative-Welthungerhilfe		16,952.00	13,769.00
Total (Rs.)		68,582.76	8,623.88
		131,681.96	54,592.42
L. PROGRAMME EXPENSES			
Advocacy project on Quality of Care in MNH for Jharkhand-Centre for Catalyzing Change			
Project support cost – Salary (1PC)		202,950.00	94,500.00
Travel cost – program staff		50,519.00	3,253.00
Interface meeting in district with key influencers and government officials			
Identification and Orientation of Kis		22,577.00	5,145.00
Use of checklist		16,471.00	-
Quarterly Review Meeting at State From Dist		11,791.00	2,367.00
Other Direct Cost		39,157.00	-
Total (Rs.)		41,963.25	8,895.00
		385,428.25	114,160.00
Integrated Water and Sanitation Model for Rural India-Cini			
IEC & Preparatory Activities			
DPR Preparation Cost		38,106.00	146,135.00
Fund for bridging gaps for HH level Sanitation components		-	-
Professional Fees cost-Team Leader/Project Manager		29,378.00	1,170,622.00
Professional Fees cost-Implementation team		27,000.00	107,400.00
Professional Fees cost-Mobilisation team		588,275.00	480,000.00
Administrative and Operational Cost		211,489.00	139,920.00
Total (Rs.)		244,254.00	190,504.00
		1,138,502.00	2,234,581.00
Swasth Bachche Abhiyan in Jharkhand Program-Child In Need Institute			
Per Diem for Campaign Team			36,000.00
Travel of the Campaign Team			37,400.00
School Competition			12,600.00
District Convergence Workshop			30,000.00
Total (Rs.)		-	116,000.00
Give India Foundation			
Consumable materials - Seeds, compost, pesticide, Hand Sprayer, Feedback Cost etc.			
Child Education Support			99,757.00
Total (Rs.)		-	99,757.00
Go Girl Go-DKA Austria			
Personnel costs		149,178.00	149,400.00
Administration / Overheads		171,911.00	112,347.25
Program Cost		638,236.00	698,600.00
Social Mobilization		266,355.00	354,300.00
Total (Rs.)		1,225,680.00	1,314,647.25
Gali Gali Sim Sim-Meljol			
Programme Cost			12,520.00
Project Management Cost			206,000.00
Program Reimbursable Cost			13,487.00
Total (Rs.)			232,007.00





Aflatoun Social and Financial Education Programme-HDFC-Meljol			
Programme Activities			229,885.00
Salaries			480,536.00
Admin and communication Expenses			63,015.00
Travel Expenses			57,869.00
Total (Rs.)		-	831,305.00
Aflatoun/Aflateen-Community Intervention Programme-CITI-Meljol			
Community-level Implementation Costs	L8	275,945.00	301,411.00
Program Coordination & Facilitation Costs			
Partner Salaries - Program Staff Cost		432,000.00	288,000.00
Partner - Local Travel Cost		80,043.00	25,012.00
Partner - Admin Costs		19,519.00	12,531.00
Total (Rs.)		807,507.00	626,954.00
Mobile for Mother- Simavi			
Counselling and Selection of Sahiyyas	L9		1,350.00
Hardware Support			5,835.00
Software/IEC Support			76,500.00
Monitoring and Quality Control			376,113.00
Overhead			508,426.00
Scaling up Project			-
Endline of Project			290,800.00
Total (Rs.)		-	1,259,024.00
Maternal and Newborn Health-SIMAVI			
Capacity Building	L10		116,738.00
Safe Abortion in Sarwan Block on Pilot Basis			229,155.00
Advocacy, Liaison & Networking			189,251.00
Other Programme Cost			5,271,514.00
IEC & Communication			245,700.00
Monitoring, Meeting & Review			756,664.00
Assessment & Evaluation			195,064.50
Staff Cost			1,181,250.00
Administrative Overheads			1,029,286.50
Total (Rs.)		-	9,214,623.00
Mobile for Good-Nasscom Foundation			
Development and communication	L11	158,747.00	-
Research and Publication		154,825.00	45,878.00
Advocacy Meetings		80,868.00	-
Project Management		582,319.00	177,363.00
Total (Rs.)		976,759.00	223,241.00
More Than Bride-SIMAVI			
Inception Phase [Jan-June 16]			
Program Staff Salary	L12	360,446.00	201,300.00
Field Staff Salary		165,342.00	75,000.00
Travel & Accommodation		27,428.00	46,481.00
Administrative Cost		129,884.00	-
Sub Total (Rs.)		683,100.00	322,781.00
Implementation Phase [Jul-Dec 16]			
Programme Cost		1,789,428.00	
Human Resource Cost		1,531,306.00	
Administrative Cost		845,848.00	
Sub Total (Rs.)		4,166,582.00	-
Total (Rs.)		4,849,682.00	322,781.00





Improving Neo-Natal Outcome -Save the Children			
To improve maternal and newborn health (MNH)	L13		507504.00
To increase access to and utilization of newborn services			654068.00
To strengthen community groups, including Village Health and Sanitation Committees			201994.00
Staff and support costs			1,744,326.00
Total (Rs.)		-	3,107,892.00
Story of Life-SIMAVI			
Program Episode Designing and Development	L14		607,754.00
Training and Field testing			871,568.00
Research and Publication			656,395.00
Market Promotion			724,457.00
Project Management			536,855.00
Learning , Exchange Visit			-
Total (Rs.)		-	3,397,029.00
Promoting Rural Livelihoods through Transformative Financial Inclusion-Trickle Up			
Salary of Coordinator Financial Inclusion & Alliance	L15	71,000.00	
Training of Active Women		210.00	
Honorarium & Food cost - Mobilised women		-	
Incentive for opening of Bank Accounts		-	
Cost to the organization		1,880.25	
Total (Rs.)		73,090.25	-
Sustainable Livelihoods Program for Ultra Poor in Godda-Trickle Up			
Participant Cost	L16		280,266.00
Support Cost (Personnel cost)			338,800.00
Travel cost			29,835.00
Training & workshop for PPs			48,110.53
Administrative cost			31,164.00
TVS Motor Bike Purchased			
Total (Rs.)		-	728,175.53
Sustainable Livelihoods Program for Ultra Poor in Pakur-Trickle Up			
Participant Cost	L17		24,300.00
Support Cost (Personnel cost)			170,750.00
Travel cost			2,930.00
Training & workshop for PPs			5,461.47
Workshop with PRI			4,207.00
Administrative cost			283.00
Stationery for develop Participatory Monitoring tool			2,270.00
Total (Rs.)		-	210,201.47
NIDAN-VSO India Trust			
Direct Programme Expenses	L18	1,375,143.00	
Staff Cost		495,000.00	
Office Overhead		87,643.25	
Total (Rs.)		1,957,786.25	-



Capacitating Small Holder Women Farmers in Business development Skills-VSO India Trust			
Curriculum Development(including printing of study booklets)		117,600.00	
Stationery		22,444.00	
Bag (for carrying study materials)		35,438.00	
Lunch (@ 100 per training days)		135,000.00	
Banner (@ 1/ each location)		1,296.00	
Decorators (@ 300/ day)		2,700.00	
Vehicle (3 days in each location)		32,400.00	
Overheads (7%)		19,169.00	
Total (Rs.)		366,047.00	-
SMS Story 2-VSO India			
A. Direct Programme Expenses:			
2 days Orientation for 10 community volunteers	L20		18,700.00
2 days training for 200 government school teachers			220,139.00
Establishing SMS gateway			13,740.00
Design and print cards/posters for teachers			125,000.00
Monitoring & Evaluation			244,000.00
Training for 10 community volunteers and 4 NEEDS staff on M&E			79,615.00
State level workshop (Baseline Survey)			65,537.00
B. Staff Costs			200,000.00
C. Office Overhead			75,869.00
Total (Rs.)		-	1,042,600.00
VF World of Difference Programme-VSO India Trust			
Accommodation	L21	75,220.00	
Volunteer Food		49,973.00	
Volunteer Travel		5,915.00	
VolunteerTravel Field Visit		4,754.00	
Community Activity Day		86,738.00	
Total (Rs.)		222,600.00	-
UNNAYAN - A Technical Support Initiative - WaterAid			
Sector Capacity	L22	379,712.00	996,239.00
Advocacy		162,511.00	291,457.00
Monitoring & Evaluation		253,607.00	-
Human Resource Cost		1,198,032.00	249,000.00
Admin Cost		379,627.00	118,304.00
Total (Rs.)		2,373,489.00	1,655,000.00
Amplifychange-BVHA			
Programme management	L23	128,087.00	
Strengthening capacities of CSOs to advocate for SRHR prevention of Gender Based Violence and child marriage		8,119.00	
Organisational Strenghtening/Capacity Building/Sustainability		4,245.00	
Indirect Project Cost		36,146.00	
Total (Rs.)		176,597.00	-
Initiative for transparent accountable governance system in Jharkhand - Welthungerhilfe			
Investment Cost	L24	-	243,600.00
Operational Cost		1,799,784.00	507,669.50
Personal Cost		1,643,057.00	1,626,231.00
Public Relations		-	167,620.00
Material		17,010.00	40,743.00
Total (Rs.)		3,459,851.00	2,585,863.50



The Green College initiative - Welthungerhilfe			
Investment Cost		160,082.00	866,815.00
Running Project Cost		160,343.72	13,432.00
Personal Cost		2,028,632.00	206,917.00
Project Support Cost		1,060,789.00	10,270.00
Public Relations Cost		15,566.00	-
Total (Rs.)		3,425,412.72	1,097,434.00
Sub Total (Rs.)		21,438,441.47	30,413,275.75



NETWORK FOR ENTERPRISE ENHANCEMENT AND DEVELOPMENT SUPPORT (NEEDS)



Regd. Office: Behind SBI Training Centre, Williams Town, B.Deoghar-814112 (Jharkhand)

Admin. Office: Tapowan Road, Deoghar, Jharkhand -814 143

FOREIGN FUNDS


SCHEDULE [M]:- FIXED ASSETS

PARTICULARS	Date of Purchase	GROSS BLOCK	ADD.	DEL.	AS AT 31.03.2017	DEPRECIATION			NET BLOCK	
		AS AT 01.04.2016				RATE OF DEP.	AS AT 31.03.2016	DURING THE YEAR	AS AT 31.03.2017	AS AT 31.03.2017
A.ASSETS OUT OF KFO GRANT										
Building		661,141.00			661141.00	10%	259,960.15	40,118.09	300,078.24	401,180.85
Furniture & Fixture		16,564.00			16564.00	10%	14,001.97	256.20	14,258.17	2,562.03
Acquaguard		5,200.00			5200.00	15%	5,199.00	(1.00)	5,198.00	2.00
Stabilizer		2,686.00			2686.00	15%	2,685.00	(1.00)	2,684.00	2.00
Motor Cycle		48,000.00			48000.00	15%	45,522.55	371.62	45,894.17	2,477.45
TOTAL [A]		733,591.00	0.00	0.00	733,591.00		327,368.67	40,743.91	368,112.57	406,222.33
B.ASSETS OUT OF SIMAVI GRANT										
Health Equipment		107,626.00			107626.00	15%	98,687.23	1,340.82	100,028.05	8,938.77
Furniture & fixture		12,143.00			12143.00	10%	9,542.09	260.09	9,802.18	2,600.91
Vehicle		253,319.00			253319.00	15%	204,403.00	-	204,403.00	48,916.00
Computer with power backup		43,800.00			43800.00	60%	43,674.40	75.36	43,749.76	125.60
Sanitation Park- Palajori	31.03.2015	383,005.00			383005.00	10%				383,005.00
TOTAL [B]		799,893.00	0.00	0.00	799,893.00		356,306.72	1,676.27	357,982.99	441,910.01
C.ASSETS OUT OF NFI GRANT										
Building		84,675.00			84675.00	10%	58,102.95	2,657.21	60,760.16	23,914.85
Computer		78,013.00			78013.00	60%	78,012.00	(1.00)	78,011.00	2.00
Other Equipment		76,387.00			76387.00	15%	61,348.16	2,255.83	63,603.99	15,038.84
Vehicle		55,180.00			55180.00	15%	51,234.43	591.84	51,826.26	3,353.74
TOTAL [C]		294,255.00	0.00	0.00	294,255.00		248,697.54	5,503.87	254,201.41	40,053.59
D.ASSETS OUT OF MISEREOR GRANT										
Computer Power Backup		37,500.00			37500.00	15%	33,347.07	622.94	33,970.01	3,529.99
Laptop		32,500.00			32500.00	60%	32,499.00	(1.00)	32,498.00	2.00
Motor Cycle		53,000.00			53000.00	15%	46,322.66	1,001.60	47,324.26	5,675.74
Display Board		16,500.00			16500.00	10%	13,263.24	323.68	13,586.92	2,913.08
Cycle		8,860.00			8860.00	15%	7,668.60	178.71	7,847.31	1,012.69
TOTAL [D]		148,360.00	0.00	0.00	148,360.00		133,100.56	2,125.93	135,226.49	13,133.51
E.ASSETS OUT OF IIE GRANT										
Computer		37,000.00			37000.00	60%	37,000.00	-	37,000.00	0.00
TOTAL [E]		37,000.00	0.00	0.00	37,000.00		37,000.00	0.00	37,000.00	0.00
F.ASSETS OUT OF SKN GRANT										
Laptop Computer		41,189.00			41189.00	60%	41,188.00	(1.00)	41,187.00	2.00
Desk Top Computer		28,590.00			28590.00	60%	27,958.96	378.62	28,337.58	252.42
Building (Education Resource Centre)		342,159.00			342159.00		0.00	-	0.00	342,159.00
TOTAL [F]		411,938.00	0.00	0.00	411,938.00		69,146.96	377.62	69,524.58	342,413.42





FOREIGN FUNDS
SCHEDULE [M]:- FIXED ASSETS

PARTICULARS	Date of Purchase	GROSS BLOCK	ADD.	DEL.	AS AT 31.03.2017	DEPRECIATION			NET BLOCK	
		AS AT 01.04.2016				RATE OF DEP.	AS AT 31.03.2016	DURING THE YEAR	AS AT 31.03.2017	AS AT 31.03.2016
G.ASSETS OUT OF UNITUS GRANT										
Computer		49,000.00			49000.00	60%	49,000.00	-	49,000.00	0.00
TOTAL [G]		49,000.00	0.00	0.00	49,000.00		49,000.00	0.00	49,000.00	0.00
H.ASSETS OUT OF DFID GRANT										
Computer		493,213.00			493213.00	60%	493,212.00	(1.00)	493,211.00	2.00
Furniture & Fixture		3,994.00			3994.00	10%	3,993.00	(1.00)	3,992.00	2.00
Motor Cycle		192,193.00			192193.00	15%	184,744.75	1,117.24	185,861.99	6,331.01
TOTAL [H]		689,400.00	0.00	0.00	689,400.00		681,949.75	1,115.24	683,064.99	7,448.25
I.ASSETS OUT OF MNH-SIMAVI GRANT										
Furniture & Fixture		158,367.00			158367.00	10%	64,846.83	9,352.02	74,198.85	84,168.15
Laptop		94,800.00			94800.00	60%	93,829.28	582.43	94,411.71	388.29
Computer Power Backup		97,850.00			97850.00	60%	91,965.20	3,530.88	95,496.08	2,353.92
Printer HP		5,300.00			5300.00	60%	4,960.80	203.52	5,164.32	135.68
DLP Projector		34,990.00			34990.00	15%	19,464.20	2,328.87	21,793.07	13,196.93
Motorbike		46,100.00			46100.00	15%	22,035.55	3,609.68	25,645.24	20,454.76
Motorbike					0.00	15%	-	-	0.00	0.00
Motorbike		28,000.00			28000.00	15%	10,804.50	2,579.33	13,383.83	14,616.18
Dell Monitor		4,600.00			4600.00	60%	4,305.60	176.64	4,482.24	117.76
Scanning Machine		5,999.00			5999.00	60%	5,615.00	230.40	5,845.40	153.60
Dell LED Monitor		4,800.00			4800.00	60%	4,262.40	322.56	4,584.96	215.04
EPSON M200 Printer	16/02/2015	4,800.00			4800.00	60%	3,456.00	806.40	4,262.40	537.60
EPSON L550 Printer	27/03/2015	5,000.00			5000.00	60%	3,600.00	840.00	4,440.00	560.00
EPABX Extension & 12 set Telephone	31/03/2015	46,620.00			46620.00	15%	9,965.03	5,498.25	15,463.27	31,156.73
Sukam Invertor 1400 VA	31/03/2015	7,400.00			7400.00	15%	1,581.75	872.74	2,454.49	4,945.51
CC TV Camera	14.05.2015	6,400.00			6400.00	15%	960.00	816.00	1,776.00	4,624.00
Sound system with echo	20.11.2015	6,612.00			6612.00	15%	495.90	458.71	954.61	5,657.39
TOTAL [I]		557,638.00	0.00	0.00	557,638.00		342,148.03	32,208.41	374,356.45	183,281.55
J.ASSETS OUT OF MFM-SIMAVI GRANT										
Laptop Computer		82,800.00			82800.00	60%	78,264.96	2,721.02	80,985.98	1,814.02
TOTAL [J]		82,800.00	0.00	0.00	82,800.00		78,264.96	2,721.02	80,985.98	1,814.02
K.ASSETS OUT OF SAVE THE CHILDREN										
Laptop Computer		29,500.00			29500.00	60%	28,744.80	453.12	29,197.92	302.08
HP Lazer Printer		6,700.00			6700.00	60%	6,528.48	102.91	6,631.39	68.61
		4,100.00			4100.00		0.00	-	0.00	4,100.00
Camera	12/8/2014	6,990.00			6990.00	15%	1,939.73	757.54	2,697.27	4,292.73
CC TV Camera	9/10/2014	1,200.00			1200.00	15%	256.50	141.53	398.03	801.98
TOTAL [K]		48,490.00	0.00	0.00	48,490.00		37,469.51	1,455.10	38,924.60	9,565.40




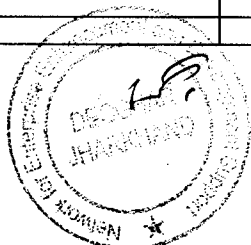
FOREIGN FUNDS
SCHEDULE [M]:- FIXED ASSETS

PARTICULARS	Date of Purchase	GROSS BLOCK	ADD.	DEL.	AS AT 31.03.2017	DEPRECIATION				NET BLOCK	
		AS AT 01.04.2016				RATE OF DEP.	AS AT 31.03.2016	DURING THE YEAR	AS AT 31.03.2017	AS AT 31.03.2017	AS AT 31.03.2016
L.ASSETS OUT OF VSO-ICS GRANT											
Furniture and Fixture		5,016.00			5016.00	10%	1,359.66	365.63	1,725.29	3,290.71	3,656.34
Desk Top Computer		25,600.00			25600.00	60%	23,961.60	983.04	24,944.64	655.36	1,638.40
Laptop		70,100.00			70100.00	60%	65,613.60	2,691.84	68,305.44	1,794.56	4,486.40
TOTAL [L]		100,716.00	0.00	0.00	100,716.00		90,934.86	4,040.51	94,975.37	5,740.63	9,781.14
M.ASSETS OUT OF VSO-DRISHTEE											
Laptop		422,000.00			422000.00	60%	374,736.00	28,358.40	403,094.40	18,905.60	47,264.00
Desk Top Computer		52,000.00			52000.00	60%	46,176.00	3,494.40	49,670.40	2,329.60	5,824.00
Furniture and Fixture		7,000.00			7000.00	10%	1,613.50	538.65	2,152.15	4,847.85	5,386.50
Braille Printer		227,300.00			227300.00	60%	201,842.40	15,274.56	217,116.96	10,183.04	25,457.60
Baraille Printer Software		50,600.00			50600.00	60%	44,932.80	3,400.32	48,333.12	2,266.88	5,667.20
Stablizer		6,800.00			6800.00	15%	2,255.48	681.68	2,937.15	3,862.85	4,544.53
TOTAL [M]		765,700.00	0.00	0.00	765,700.00		671,556.18	51,748.01	723,304.18	42,395.82	94,143.83
N.ASSETS OUT OF Trickle Up Godda											
Luminious UPS		4,800.00			4800.00	15%	1,592.10	481.19	2,073.29	2,726.72	3,207.90
TVS Star City 110 CC Motorbike	16/06/2014	50,295.00			50295.00	15%	13,956.86	5,450.72	19,407.58	30,887.42	36,338.14
EPSON L550 Printer	27/03/2015	5,000.00			5000.00	60%	3,600.00	840.00	4,440.00	560.00	1,400.00
TOTAL [N]		60,095.00	0.00	0.00	60,095.00		19,148.96	6,771.91	25,920.87	34,174.13	40,946.04
O.ASSETS OUT OF WHH GRANT											
By Cycle		17,325.00			17325.00	15%	5,745.66	1,736.60	7,482.26	9,842.74	11,579.34
Motor Cycle		66,168.00			66168.00	15%	21,947.39	6,633.09	28,580.48	37,587.52	44,220.61
Digital Camera		24,600.00			24600.00	15%	8,159.51	2,466.07	10,625.59	13,974.41	16,440.49
Furniture & Fixures		50,388.00			50388.00	15%	16,713.00	5,051.25	21,764.25	28,623.75	33,675.00
Dell Inspiration Laptop		33,800.00			33800.00	60%	30,014.40	2,271.36	32,285.76	1,514.24	3,785.60
Luminious Invertor & Battery		30,400.00			30400.00	60%	26,995.20	2,042.88	29,038.08	1,361.92	3,404.80
Stabizer		3,500.00			3500.00	15%	1,161.27	350.81	1,512.08	1,987.92	2,338.73
HP Printer		10,400.00			10400.00	60%	9,235.20	698.88	9,934.08	465.92	1,164.80
CC TV Camera	8/10/2014	4380.00			4380.00	15%	936.23	516.57	1,452.79	2,927.21	3,443.78
Nokia Mobile	27/10/2014	396,000.00			396000.00	15%	84,645.00	46,703.25	131,348.25	264,651.75	311,355.00
EPSON M200 Printer	16/02/2015	4000.00			4000.00	60%	2,880.00	672.00	3,552.00	448.00	1,120.00
Samsung Mobile 28 Pcs	02/03/2016	243600.00			243600.00	15%	18,270.00	16,899.75	35,169.75	208,430.25	225,330.00
TOTAL [O]		884,561.00	0.00	0.00	884,561.00		226,702.85	86,042.51	312,745.36	571,815.64	657,858.15
P.ASSETS OUT OF Story of Life GRANT											
Camera	12/8/2014	6,990.00			6990.00	15%	1,939.73	757.54	2,697.27	4,292.73	5,050.28
HP Laptop- 2 Pcs	21/08/2014	60,000.00			60000.00	60%	50,400.00	5,760.00	56,160.00	3,840.00	9,600.00
Tablet-19 Pcs	21/08/2014	180,500.00			180500.00	60%	151,620.00	17,328.00	168,948.00	11,552.00	28,880.00
HTC Desire 816 Tab	27/08/2014	24,000.00			24000.00	60%	20,160.00	2,304.00	22,464.00	1,536.00	3,840.00
Stablizer 5KVA	9/9/2014	9,700.00			9700.00	15%	2,691.75	1,051.24	3,742.99	5,957.01	7,008.25
Chair-6 Pcs & Table-1 Pc	13/10/2014	12,400.00			12400.00	10%	1,798.00	1,060.20	2,858.20	9,541.80	10,602.00





FOREIGN FUNDS
SCHEDULE [M]:- FIXED ASSETS

PARTICULARS	Date of Purchase	GROSS BLOCK	ADD.	DEL.	AS AT 31.03.2017	DEPRECIATION			NET BLOCK		
		AS AT 01.04.2016				RATE OF DEP.	AS AT 31.03.2016	DURING THE YEAR	AS AT 31.03.2017	AS AT 31.03.2017	AS AT 31.03.2016
Voice Recorder	22/12/2014	5,630.00			5630.00	15%	1,203.41	663.99	1,867.40	3,762.60	4,426.59
Chair-6 Pcs & Table-1 Pc	31/12/2014	5,800.00			5800.00	10%	841.00	495.90	1,336.90	4,463.10	4,959.00
Chair-10 Pcs, Table-1 Pc & Almirah-2 Pcs	7/2/2015	61,700.00			61700.00	10%	8,946.50	5,275.35	14,221.85	47,478.15	52,753.50
EPSON L550 Printer	27/03/2015	5,000.00			5000.00	60%	3,600.00	840.00	4,440.00	560.00	1,400.00
Mini Projector LED	31.08.2015	4,900.00			4900.00	15%	735.00	624.75	1,359.75	3,540.25	4,165.00
Portable Pico Projector 2 Pcs	31.08.2015	39,698.00			39698.00	15%	5,954.70	5,061.50	11,016.20	28,681.81	33,743.30
Portable Pico Projector 2 Pcs	05.10.2015	39,100.00			39100.00	15%	2,932.50	2,712.56	5,645.06	33,454.94	36,167.50
Pico Projector 12 Pcs	07.10.2015	228,000.00			228000.00	15%	17,100.00	15,817.50	32,917.50	195,082.50	210,900.00
Sony Voice Recorder 3 Pcs	19.09.2015	19,470.00			19470.00	15%	2,920.50	2,482.43	5,402.93	14,067.08	16,549.50
Portronics Pure Sound Speaker-3	23.09.2015	3,569.00			3569.00	15%	535.35	455.05	990.40	2,578.60	3,033.65
Portronics Pure Sound Speaker-3	16.10.2015	4,797.00			4797.00	15%	359.78	332.79	692.57	4,104.43	4,437.23
TOTAL [P]		711,254.00	0.00	0.00	711,254.00		273,738.21	63,022.79	336,761.00	374,493.00	437,515.79
Q.ASSETS OUT OF Trickle Up-Pakur GRANT											
Camera Sony DSC-W820	17/04/2014	7,900.00			7900.00	15%	2,192.25	856.16	3,048.41	4,851.59	5,707.75
TOTAL [Q]		7,900.00	0.00	0.00	7,900.00		2,192.25	856.16	3,048.41	4,851.59	5,707.75
R.ASSETS OUT OF IPAS GRANT											
Office Table-1 pc	30/06/2014	7,000.00			7000.00	10%	1,330.00	567.00	1,897.00	5,103.00	5,670.00
TOTAL [R]		7,000.00	0.00	0.00	7,000.00		1,330.00	567.00	1,897.00	5,103.00	5,670.00
S.ASSETS OUT OF Meljol-CITI GRANT											
Stablizer	30/09/2014	5,500.00			5500.00	15%	1,526.25	596.06	2,122.31	3,377.69	3,973.75
EPSON L550 Printer	27/03/2015	700.00			700.00	60%	504.00	117.60	621.60	78.40	196.00
Iron Cot 4 Pcs	28.03.2017		14,000.00		14000.00	10%		700.00	700.00	13,300.00	
TOTAL [S]		6,200.00	14,000.00	0.00	20,200.00		2,030.25	1,413.66	3,443.91	16,756.09	4,169.75
T.ASSETS OUT OF KFB-GGG GRANT											
EPSON Picture Mate PM245	27/03/2014	13,650.00			13650.00	60%	9,828.00	2,293.20	12,121.20	1,528.80	3,822.00
EPSON L550 Printer	27/03/2014	1,200.00			1200.00	60%	864.00	201.60	1,065.60	134.40	336.00
Table & Chair	08.08.2016		25,106.00		25106.00	10%		2,510.60	2,510.60	22,595.40	
LYF LS-4005 Mobile	31.08.2016		3,000.00		3000.00	15%		450.00	450.00	2,550.00	
Chairs 3 Pcs	30.11.2016		8,762.00		8762.00	10%		438.10	438.10	8,323.90	
TOTAL [T]		14,850.00	36,868.00	0.00	51,718.00		10,692.00	5,893.50	16,585.50	35,132.50	4,158.00
U.ASSETS OUT OF Vodafone-DASRA GRANT											
Chair-10 Pcs, Table-1 Pc & Almirah-2 Pcs	17/01/2015	14,000.00			14000.00	10%	2,030.00	1,197.00	3,227.00	10,773.00	11,970.00
TOTAL [U]		14,000.00	0.00	0.00	14,000.00		2,030.00	1,197.00	3,227.00	10,773.00	11,970.00
V.ASSETS OUT OF WHH-Green College											
Projector EPSON 531	12.02.2016	29,500.00			29500.00	15%	2,212.50	4,093.13	6,305.63	23,194.38	27,287.50
Dell Desktop PC (2 Sets)	12.02.2016	53,000.00			53000.00	60%	15,900.00	22,260.00	38,160.00	14,840.00	37,100.00
Printer EPSON L565	12.02.2016	17,800.00			17800.00	60%	5,340.00	7,476.00	12,816.00	4,984.00	12,460.00
HP Laptop 15-ac122TU	12.02.2016	32,800.00			32800.00	60%	9,840.00	13,776.00	23,616.00	9,184.00	22,960.00
Iron Bed (10 Pcs)	12.02.2016	55,000.00			55000.00	10%	2,750.00	5,225.00	7,975.00	47,025.00	52,250.00



FOREIGN FUNDS
SCHEDULE [M]:- FIXED ASSETS

PARTICULARS	Date of Purchase	GROSS BLOCK	ADD.	DEL.	AS AT 31.03.2017	DEPRECIATION				NET BLOCK	
		AS AT 01.04.2016				RATE OF DEP.	AS AT 31.03.2016	DURING THE YEAR	AS AT 31.03.2017	AS AT 31.03.2017	AS AT 31.03.2016
Office Table (2 Pcs)	20.02.2016	14,364.00			14364.00	10%	718.20	1,364.58	2,082.78	12,281.22	13,645.80
Office Chair (2 Pcs)	20.02.2016	9,576.00			9576.00	10%	478.80	909.72	1,388.52	8,187.48	9,097.20
Office Almirah	20.02.2016	11,742.00			11742.00	10%	587.10	1,115.49	1,702.59	10,039.41	11,154.90
Book Self (2 Pcs)	20.02.2016	24,624.00			24624.00	10%	1,231.20	2,339.28	3,570.48	21,053.52	23,392.80
Su-Kam Tall Tubular Battery (3 pcs)	22.02.2016	46,500.00			46500.00	60%	13,950.00	19,530.00	33,480.00	13,020.00	32,550.00
Su-Kam UPS (2 Pcs)	22.02.2016	14,100.00			14100.00	15%	1,057.50	1,956.38	3,013.88	11,086.13	13,042.50
Honda Shine Motorcycle	16.03.2016	67,058.00			67058.00	15%	5,029.35	9,304.30	14,333.65	52,724.35	62,028.65
Fire Fighter	17.03.2016	6,156.00			6156.00	15%	461.70	854.15	1,315.85	4,840.16	5,694.30
Jakson Generator 15KVA	17.03.2016	307,944.00			307944.00	15%	23,095.80	42,727.23	65,823.03	242,120.97	284,848.20
40" LLOYD Television	28.03.2016	29,900.00			29900.00	15%	2,242.50	4,148.63	6,391.13	23,508.88	27,657.50
Cannon Camera	13.04.2016		6,800.00		6800.00	15%		1,020.00	1,020.00	5,780.00	
20 Nos. Desk with Bench	14.04.2016		39,000.00		39000.00	10%		3,900.00	3,900.00	35,100.00	
Intex Tower Speaker	29.04.2016		7,100.00		7100.00	15%		1,065.00	1,065.00	6,035.00	
Rotary Tiller	28.05.2016		75,600.00		75600.00	15%		11,340.00	11,340.00	64,260.00	
Brus Cutter	28.11.2016		15,500.00		15500.00	15%		1,162.50	1,162.50	14,337.50	
CC TV Camera	21.02.2017		16,150.00		16150.00	15%		1,211.25	1,211.25	14,938.75	
TOTAL [V]		720,064.00	160,150.00	0.00	880,214.00		84,894.65	156,778.62	241,673.27	638,540.73	635,169.35
W.ASSETS OUT OF Meljol-HDFC											
Sound system with echo	20.11.2015	6,612.00			6612.00	15%	495.90	458.71	954.61	5,657.39	6,116.10
TOTAL [W]		6,612.00	0.00	0.00	6,612.00		495.90	458.71	954.61	5,657.39	6,116.10
X.ASSETS OUT OF Cini-WATSAN											
Sound system with echo	20.11.2015	6,612.00			6612.00	15%	495.90	458.71	954.61	5,657.39	6,116.10
TOTAL [X]		6,612.00	0.00	0.00	6,612.00		495.90	458.71	954.61	5,657.39	6,116.10
Y.ASSETS OUT OF Wateraid											
Dell Inspiration Laptop 3558	26.04.2016		32,800.00		32,800.00	60%		19,680.00	19,680.00	13,120.00	
Printer EPSON L565	26.04.2016		17,800.00		17,800.00	60%		10,680.00	10,680.00	7,120.00	
Epson S31 Projector	31.05.2016		29,500.00		29,500.00	15%		4,425.00	4,425.00	25,075.00	
Executive Revolving Chair	21.06.2016		9,804.00		9,804.00	10%		980.40	980.40	8,823.60	
Megha Chair PVC	21.06.2016		8,892.00		8,892.00	10%		889.20	889.20	8,002.80	
Delta Table 5' x 2*1/2	21.06.2016		16,644.00		16,644.00	10%		1,664.40	1,664.40	14,979.60	
Nikon Coolpix AW130 (SG) camera	02.09.2016		16,500.00		16,500.00	15%		2,475.00	2,475.00	14,025.00	
TOTAL [Y]		0.00	131,940.00	0.00	131,940.00		0.00	40,794.00	40,794.00	91,146.00	0.00
Z.ASSETS OUT OF MTB-SIMAVI											
Stabilizer	01.06.2016		6,500.00		6,500.00	15%		975.00	975.00	5,525.00	
Printer-EPSON L 365	30.08.2016		13,684.00		13,684.00	60%		8,210.40	8,210.40	5,473.60	
Mobile-JIO/LYF/WIND6/5009/GOLD /91150425383124	31.08.2016		6,500.00		6,500.00	15%		975.00	975.00	5,525.00	
Mobile-LYF FLAME6 LS-4005 BLACK /911503450817680	31.08.2016		3,000.00		3,000.00	15%		450.00	450.00	2,550.00	
Mobile-OPPO - NEO 7 /861227034549730	02.09.2016		8,500.00		8,500.00	15%		1,275.00	1,275.00	7,225.00	
le-MobOPPO - NEO 7 /861227034549276	02.09.2016		8,500.00		8,500.00	15%		1,275.00	1,275.00	7,225.00	



FOREIGN FUNDS
SCHEDULE [M]:- FIXED ASSETS

PARTICULARS	Date of Purchase	GROSS BLOCK	ADD.	DEL.	AS AT 31.03.2017	DEPRECIATION				NET BLOCK	
		AS AT 01.04.2016				RATE OF DEP.	AS AT 31.03.2016	DURING THE YEAR	AS AT 31.03.2017	AS AT 31.03.2017	AS AT 31.03.2016
Mobile-OPPO - NEO 7 /861227034557972	02.09.2016		8,500.00		8,500.00	15%		1,275.00	1,275.00	7,225.00	
Mobile-OPPO - NEO 7 /861227034557790	02.09.2016		8,500.00		8,500.00	15%		1,275.00	1,275.00	7,225.00	
Mobile-OPPO - NEO 7 /861227034548815	02.09.2016		8,500.00		8,500.00	15%		1,275.00	1,275.00	7,225.00	
2 Nos Scooty Honda Activa	23.12.2016		118,554.00		118,554.00	15%		8,891.55	8,891.55	109,662.45	
2 Nos Bajaj Motorcycle CT 100	23.12.2016		79,820.00		79,820.00	15%		5,986.50	5,986.50	73,833.50	
Laptop-VOSTRO - V5459,DPJMLD2	28.12.2016		58,000.00		58,000.00	60%		17,400.00	17,400.00	40,600.00	
Laptop-VOSTRO - V3468,HFKF2C2	28.12.2016		34,500.00		34,500.00	60%		10,350.00	10,350.00	24,150.00	
Laptop-VOSTRO - V3468,BGKF2C2	28.12.2016		34,500.00		34,500.00	60%		10,350.00	10,350.00	24,150.00	
Mahindra Power-Generator	31.12.2016		175,000.00		175,000.00	15%		13,125.00	13,125.00	161,875.00	
CC TV Camera 5 Sets	22.02.2017		16,650.00		16,650.00	15%		1,248.75	1,248.75	15,401.25	
Logitech Webcam Nos 2	27.02.2017		12,749.00		12,749.00	15%		956.18	956.18	11,792.83	
LED Monitor Dell 18"5	27.03.2017		22,400.00		22,400.00	60%		6,720.00	6,720.00	15,680.00	
N-Computing L250	27.03.2017		24,800.00		24,800.00	60%		7,440.00	7,440.00	17,360.00	
Dell Inspiration Laptop 3558	27.03.2017		30,900.00		30,900.00	60%		9,270.00	9,270.00	21,630.00	
TOTAL [Z]		0.00	680,057.00	0.00	680,057.00		0.00	108,723.38	108,723.38	571,333.63	0.00
AA.ASSETS OUT OF VSO-BDS											
EPSON M 200 Printer	23.06.2016		12,500.00		12500.00	60%		7,500.00	7,500.00	5,000.00	
TOTAL [AA]		0.00	12,500.00	0.00	12,500.00		0.00	7,500.00	7,500.00	5,000.00	0.00
AB.ASSETS OUT OF VSO-NIDAN											
HP Notebook 15-ac 122TU	31.05.2016		30,800.00		30800.00	60%		18,480.00	18,480.00	12,320.00	
Jio LYF Earth 1 LS-5501 Mobile	30.06.2016		19,400.00		19400.00	15%		2,910.00	2,910.00	16,490.00	
TOTAL [AB]		0.00	50,200.00	0.00	50,200.00		0.00	21,390.00	21,390.00	28,810.00	0.00
GROSS TOTAL		7,157,929.00	1,085,715.00	0.00	8,243,644.00		3,746,694.70	645,583.83	4,392,278.54	3,851,365.46	3,411,234.30
						</					



NETWORK FOR ENTERPRISE ENHANCEMENT AND DEVELOPMENT SUPPORT (NEEDS)



SIGNIFICANT ACCOUNTING POLICIES AND NOTES TO ACCOUNTS FORMING PART OF FINANCIAL STATEMENTS (FOREIGN FUNDS) FOR THE YEAR ENDED 31ST MARCH 2017.

A. SIGNIFICANT ACCOUNTING POLICIES

1. **Basis of Accounting:** The accounts are prepared on historical cost following concept of 'Going Concern.'
2. **Income and Expenses are accounted for on Accrual Basis** following generally accepted accounting principles and practices and applicable Accounting Standards issued by the Institute of Chartered Accountants of India, except where otherwise stated.
3. **Fixed Assets:** Assets are stated at cost of acquisition including taxes, duties and other incidental expenses relating to acquisition and installation. No revaluation of fixed assets was made during the year.
4. **Assets Fund:** Assets acquired out of project grants were capitalized by crediting Project Assets Fund.
5. **Depreciation:** Depreciation on depreciable assets was charged during the year as per rates prevailing under the Income Tax Act, 1961. However, the assets having value of less than Rs.5,000/- have been depreciated at 100% in the year of acquisition.
6. **Income Recognition:** Restricted project grants were recognized as income on the basis of utilization whereas unrestricted project grants and donations were recognized on the basis of receipts.
7. **Accounting of Expenditure:** Program related expenditure of Foreign Funds was accounted disclosing details in the Schedule L-1 to L-25 forming part of the accounts.



B. NOTES TO ACCOUNTS

1. Income and Expenses are generally disclosed as per Grant terms and conditions attached to the budget and approved by Funding/Donor Agencies.
2. Receipt and Payment account disclose details of net effects of inflow and outflow of funds under respective heads at the close of the year.
3. Previous year figures have been regrouped / rearranged wherever found necessary.
4. The organization is registered under following statutes:
 - ❖ The Indian Trust Act.
 - ❖ Under section 12A and 80 G (V) of the Income Tax Act 1961.
 - ❖ The FCRA, Ministry of Home Affairs, Govt. of India.



5. NEEDS complied with condition stipulated by the funding agency as regards reporting and refunding of Interest earned on unspent grant balances. In absence of stipulation in the grant sanctions or specific directions from the funding agencies, interest earned on unspent grant balances was credited to corpus account. During the year under review Rs.1,69,924/- was credited to corpus fund.

FOR P. M. BAVISHI & CO.
CHARTERED ACCOUNTANTS
FRN: 124997W




P.M. BAVISHI
PARTNER

M. NO.: 037558

PLACE: DEOGHAR

DATE: 14th AUGUST 2017

FOR NETWORK FOR ENTERPRISE
ENHANCEMENT AND DEVELOPMENT
SUPPORT [NEEDS]



MURARI MOHAN CHOUDHURY
EXECUTIVE DIRECTOR