

JHA & ASSOCIATES
CHARTERED ACCOUNTANTS

NETWORK FOR ENTERPRISE ENHANCEMENT AND DEVELOPMENT SUPPORT (NEEDS)

REGD. OFFICE: BEHIND SBI TRAINING CENTRE, WILLIAMS TOWN, B. DEOGHAR, JHARKHAND – 814 143

ADMIN. OFFICE: TAPOWAN ROAD, DEOGHAR, JHARKHAND – 814 143

CERTIFICATE ON FC – 4


We have audited the accounts of NETWORK FOR ENTERPRISE ENHANCEMENT AND DEVELOPMENT SUPPORT (NEEDS), REGD. OFFICE: BEHIND SBI TRAINING CENTRE, WILLIAMS TOWN, B. DEOGHAR, JHARKHAND – 814 143 and ADMIN. OFFICE: TAPOWAN ROAD, DEOGHAR, JHARKHAND – 814 413, Trust Registration No: 3017/175 for the year ending 31st March '2020 and examined all relevant books and vouchers and certify that according to the audited accounts:

- i) The brought forward foreign contribution at the beginning of the financial year was Rs. 55,09,805.53.
- ii) Foreign contributions of worth Rs.2,74,55,229.78 was received by the Trust during the financial year 2019 – 2020.
- iii) Interest accrued on foreign contribution and other income derived from foreign contribution or interest thereon of/worth Rs.2,82,224.00 was received by the Trust during the financial year 2019 – 2020.
- iv) The balance of unutilized foreign contribution with the Trust at the end of the financial year 2019 – 2020 was Rs. 13,20,338.26.
- v) Certified that the Trust has maintained the accounts of foreign contribution and records relating thereto in the manner specified in Section 19 of the Foreign Contribution (Regulation) Act, 2010 (42 of 2010) read with rule 16 of the Foreign Contribution (Regulation) Rules, 2011.
- vi) The information in this certificate and in the enclosed Balance Sheet and Statement of Receipt and Payment is correct as checked by us.
- vii) The Trust has utilized the foreign contribution received for the purpose(s) it is registered/~~granted~~ ~~prior-permission~~ under Foreign Contribution (Regulation) Act, 2010

Grand Plaza, Frazer Road
Patna, November 28, 2020



For Jha & Associates
Chartered Accountants
Firm Registration Number: 01195C


[CA. Rajeev Kumar Jha]
Partner

(Membership Number: 079294)
UDIN: 20079294AAAAEK8235

INDEPENDENT AUDITORS' REPORT

Report on the Financial Statements

We have audited the accompanying financial statements of **FOREIGN FUNDS** of **NETWORK FOR ENTERPRISE ENHANCEMENT AND DEVELOPMENT SUPPORT (NEEDS)** which comprises the Receipts & Payment Account, Income & Expenditure Account and Balance Sheet for the financial year ended 31st March' 2020 annexed hereto and report that:

Legal Holders Responsibility for the Financial Statements

Legal Holder is responsible for the preparation of these financial statements that give a true and fair view of the financial position and financial performance in accordance with the accounting principles generally accepted in India. This responsibility includes the design, implementation and maintenance of internal control relevant to the preparation and presentation of the financial statements that give a true and fair view and are free from material misstatement, whether due to fraud or error.

Auditors' Responsibility

Our responsibility is to express an opinion on these financial statements based on our audit. We conducted our audit in the accordance with the Standards on Auditing issued by the Institute of Chartered Accountants of India. Those standards require that we comply with ethical requirements and plan and perform the audit to obtain reasonable assurance about whether the financial statements are free of material misstatements.

An audit involves performing procedures to obtain audit evidence about the amounts and disclosures in the financial statements. The procedures selected depend on the auditor's judgement, including the assessment of the risks of material misstatement of the financial statements, whether due to fraud or error. In making those risk assessments, the auditor considers internal control relevant to the Legal Holder's preparation and fair presentation of the financial statements in order to design audit procedures that are appropriate in the circumstances. An audit also includes evaluating the appropriateness of accounting policies used and the reasonableness of the accounting estimates made by Legal Holder, as well as evaluating the overall presentation of the financial statements.

We believe that the audit evidence we have obtained is sufficient and appropriate to provide a basis for our audit opinion.



JHA & ASSOCIATES
CHARTERED ACCOUNTANTS

Opinion


In our opinion and to the best of our information and according to the explanation given to us, the aforesaid financial statements read together with certificate on FC – 4 give the information required in the manner so required and give a true and fair view in conformity with the accounting principles generally accepted in India:

1. In the case of the Balance Sheet of the state of affairs of **FOREIGN FUNDS** for the financial year ended 31st March, 2020;
2. In the case of the Income & Expenditure Account of the excess of income over expenditure of **FOREIGN FUNDS** for the year ended on that date; and
3. In the case of the Receipts & Payments of the statement of funds flow of **FOREIGN FUNDS** for the year ended on that date

Grand Plaza, Frazer Road
Patna, November 28, 2020



For Jha & Associates
Chartered Accountant
Firm Registration Number: 01195C


(Rajeev Kumar Jha)

Partner

Membership Number: 079294
UDIN: 20079294AAAAEK8235

FOREIGN FUNDS

BALANCE SHEET AS AT 31ST MARCH 2020


PARTICULARS	Schedule	As on 31.03.2020	As on 31.03.2019
		Amount (Rs.)	Amount (Rs.)
SOURCES OF FUNDS			
CAPITAL FUNDS			
Corpus Fund	A	10,56,721.85	10,56,721.85
Asset Fund	B	35,96,131.32	39,17,503.54
CURRENT LAIBILITIES & PROVISIONS			
Current Liabilities	C	6,15,703.00	3,75,513.00
Unspent Grant Balances	D	31,27,273.88	61,66,476.11
INCOME AND EXPENDITURE ACCOUNT		4,98,444.18	1,90,972.20
TOTAL		88,94,274.23	1,17,07,186.70
APPLICATION OF FUNDS			
FIXED ASSETS			
	E	35,96,131.32	39,17,503.12
CURRENT ASSETS, LOANS & ADVANCES & RECEIVABLES			
Cash and Bank Balances	F	11,62,536.68	9,07,225.70
Short Term Deposit with Banks (Auto Sweep Account)		4,35,529.00	53,71,432.00
Loans and Advances Receivable	G	12,20,868.48	4,24,040.48
Grant Receivable	H	24,17,771.75	10,02,461.40
TDS Receivable	I	61,437.00	84,524.00
TOTAL		88,94,274.23	1,17,07,186.70

Schedules referred above form an integral part of the Balance Sheet.

In terms of our separate report of even date

For Jha & Associates
 Chartered Accountants

Firm Registration Number: 01195C



Partner

Rajeev Kumar Jha

Membership Number: 079294




PLACE : PATNA

DATE: 28TH NOVEMBER'2020

For Network For Enterprise
 Enhancement And Development
 Support [NEEDS]





Murari Mohan Choudhury
 Executive Director

FOREIGN FUNDS
INCOME AND EXPENDITURE ACCOUNT FOR THE YEAR ENDED 31ST MARCH 2020


PARTICULARS	Schedule	As on 31.03.2020	As on 31.03.2019
		Amount (Rs.)	Amount (Rs.)
INCOME			
Grant-in-Aid	J	3,17,19,542.18	2,81,55,070.85
Bank Interest	K	2,82,224.00	5,03,870.00
Other Income		1,90,469.08	14,88,367.00
Excess Liabilities Written Back		42,695.92	-
TOTAL: Rs.		3,22,34,931.18	3,01,47,307.85
EXPENDITURE			
Programme Expenses			
Amplify Change Phase I-BVHA	L1	-	16,06,779.00
Amplify Change Phase II-BVHA	L2	13,37,730.00	1,23,010.00
ODF Sustainability and Menstrual Health Management Program-CInI	L3	11,67,453.00	
Ensuring Behaviour Change and Access to Safe Drinking Water and Sanitation-CInI	L4	-	19,29,962.00
Sport for Change-KFB Austria	L5	3,08,602.00	-
Go Girl Go Phase II-DKA Austria	L6	6,97,883.00	8,16,433.00
Advance Family Planning-PAI (Opportunity Fund)	L7	21,90,608.00	3,12,872.00
Improving the Lives of Adolescent Girls in Jharkhand-Quest Alliance	L8	98,99,483.50	44,84,196.15
More Than Bride-SIMAVI	L9	1,32,23,085.00	1,24,53,986.65
Promoting Rural Livelihoods through Transformative Financial Inclusion-Trickle Up	L10	-	3,56,292.00
Initiative for Transparent Accountable Governance System in Jharkhand-Welthungerhilfe	L11	-	20,61,504.00
Green College initiative-Welthungerhilfe	L12	28,09,119.00	41,44,672.00
Grant Refunded During the year	M	2,02,223.00	12,338.23
Grant Receivable Written Off		269.25	0.25
FC Other Expenses		91,003.45	18,01,345.00
Excess of Income Over Expenditure		3,07,471.98	43,917.57
TOTAL: Rs.		3,22,34,931.18	3,01,47,307.85

Schedules referred above form an integral part of the Income and Expenditure Account.

In terms of our separate report of even date

For Jha & Associates
 Chartered Accountants

Firm Registration Number: 01195C



Partner

Rajeev Kumar Jha


Membership Number: 079294



PLACE : PATNA

DATE: 28TH NOVEMBER'2020

For Network For Enterprise
 Enhancement And Development
 Support (NEEDS)

Murari Mohan Choudhury
 Executive Director

NETWORK FOR ENTERPRISE ENHANCEMENT AND DEVELOPMENT SUPPORT (NEEDS)
Regd. Office: Behind SBI Training Centre, Williams Town, B.Deoghar-814112 (Jharkhand)
Admin. Office: Tapowan Road, Deoghar, Jharkhand -814 143

FOREIGN FUNDS
RECEIPTS AND PAYMENTS ACCOUNT FOR THE YEAR ENDED 31ST MARCH 2020

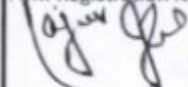
PARTICULARS	Schedule	As on 31.03.2020	As on 31.03.2019
		Amount (Rs.)	Amount (Rs.)
I. RECEIPTS			
Opening Balance			
Cash at Bank		9,07,225.70	37,55,122.19
Short Term Deposit with Banks (Auto Sweep Account)		53,71,432.00	16,92,999.00
Grant Received During the Year	J1	2,62,62,568.70	2,75,57,624.20
Receivable Grant Received During the Year		10,02,192.00	5,45,908.34
Other Receipts		1,90,469.08	20,86,214.25
Interest Received	K	2,82,224.00	5,03,870.00
TDS Refunded		42,119.00	-
Advance Recovered		77,008.00	75,72,487.42
TOTAL: Rs.		3,41,35,238.48	4,37,14,225.40
II. PAYMENT			
Programme Payments		3,10,86,468.80	2,83,62,892.05
Programme Advance		8,73,836.00	71,14,278.42
Other Payments		37,436.00	14,28,627.00
TDS Paid		19,032.00	33,743.00
Repayment of Liabilities		3,18,177.00	4,83,689.00
Grant Refunded	M	2,02,223.00	12,338.23
Closing Balance			
Cash at Bank	F	11,62,536.68	9,07,225.70
Short Term Deposit with Banks (Auto Sweep Account)		4,35,529.00	53,71,432.00
TOTAL: Rs.		3,41,35,238.48	4,37,14,225.40

Schedules referred above form an integral part of the Receipts and Payments Account.

In terms of our separate report of even date

For Jha & Associates
Chartered Accountants

Firm Registration Number: 01195C



Partner

Rajeev Kumar Jha

Membership Number: 079294




PLACE : PATNA

DATE: 28TH NOVEMBER'2020

For Network For Enterprise
Enhancement And Development
Support [NEEDS]





Murari Mohan Choudhury
Executive Director

NETWORK FOR ENTERPRISE ENHANCEMENT AND DEVELOPMENT SUPPORT (NEEDS)
 Regd. Office: Behind SBI Training Centre, Williams Town, B.Deoghar-814112 (Jharkhand)
 Admin. Office: Tapowan Road, Deoghar, Jharkhand -814 143

Schedules Forming Part of Financial Statements (FOREIGN FUNDS) for The Year Ended 31st March' 2020

A. CORPUS FUND	Group No.	As on 31.03.2020 Amount (Rs.)	As on 31.03.2019 Amount (Rs.)
Opening Balance		10,56,721.85	10,56,721.85
Add: Addition during the year			
Less: Utilised during the year			
Total (Rs.)		10,56,721.85	10,56,721.85
B. ASSET FUND			
Opening Balance		39,17,503.54	37,43,164.42
Add: Addition during the year		1,92,374.00	7,05,660.00
Less: Adjustment during the year		0.42	-
Less: Depreciation Transferred from Income & Expenditure Account		5,13,745.80	5,31,320.88
Total (Rs.)		35,96,131.32	39,17,503.54
C. CURRENT LIABILITIES			
KISAN VIKAS-VSO India Trust			5,211.00
NIDAN-VSO India Trust			36,077.00
Staff Payable		27,714.00	
Salary Payable		22,000.00	22,350.00
Needs Vehicle Payable		22,747.00	4,028.00
Expenses Payable		1,57,242.00	1,57,847.00
Payable Girls Champions		3,500.00	
Advance Received against Land		3,51,000.00	
TDS Payable		2,331.00	
Audit Fees Payable		29,169.00	1,50,000.00
Total (Rs.)		6,15,703.00	3,75,513.00
D. UNSPENT GRANT			
Amplify Change-BVHA-Phase-I			
Opening Balance	D1	-	8,20,815.00
Add: Grant received during the year		-	7,71,608.00
Add: Bank Interest		-	14,356.00
Less: Grant Utilised During the year		-	16,06,779.00
Sub Total (Rs.)		-	-
Amplify Change-BVHA-Phase-II			
Opening Balance		6,70,990.00	
Add: Grant received during the year		11,82,400.00	7,94,000.00
Less: Grant Utilised During the year		13,37,730.00	1,23,010.00
Sub Total (Rs.)		5,15,660.00	6,70,990.00
Ensuring Behaviour Change and Access to Safe Drinking Water and Sanitation-CInI			
Opening Balance	D3	61,989.00	13,61,204.00
Add: Grant received during the year			6,10,547.00
Add: Bank Interest			20,200.00
Less: Grant Refund During the year		61,989.00	19,29,962.00
Sub Total (Rs.)		-	61,989.00



PARTICULARS	Group No.	As on 31.03.2020	As on 31.03.2019
		Amount (Rs.)	Amount (Rs.)
ODF Sustainability and Menstrual Health Management Program-CInI			
Opening Balance		-	-
Add: Grant received during the year	D4	13,04,466.00	
Add: Bank Interest		3,221.00	
Less: Grant Utilised During the year		11,67,453.00	
Less: Grant Refund During the year		1,40,234.00	
Sub Total (Rs.)		-	
Go Girl Go Phase II-DKA Austria			
Opening Balance	D5	9,33,467.50	7,75,353.10
Add: Grant received during the year		-	9,51,893.22
Add: Bank Interest		12,516.32	22,654.18
Less: Grant Utilised During the year		6,97,883.00	8,16,433.00
Sub Total (Rs.)		2,48,100.82	9,33,467.50
Advance Family Planning-Population Action International (Opportunity Fund)			
Opening Balance	D6	30,80,042.74	-
Add: Grant received during the year		-	33,92,914.74
Add: Bank Interest		59,755.00	
Less: Grant Utilised During the year		21,90,608.00	3,12,872.00
Sub Total (Rs.)		9,49,189.74	30,80,042.74
More Than Bride-SIMAVI			
Opening Balance	D7	-	2,32,386.34
Less: Receivable Grant received during the year		-	2,32,386.34
Add: Grant received during the year		-	1,31,76,333.59
Less: Grant Utilised During the year		-	1,24,53,986.65
Sub Total (Rs.)		-	7,22,346.94
Sports for Change - KFB			
Opening Balance	D8		
Add: Grant received during the year		16,91,958.89	
Add: Bank Interest		22,532.00	
Less: Grant Utilised During the year		3,08,602.00	
Sub Total (Rs.)		14,05,888.89	-
Promoting Rural Livelihoods through Transformative Financial Inclusion-Trickle Up			
Opening Balance	D9	-	1,57,809.75
Add: Grant received during the year		-	1,98,482.00
Less: Grant Utilised During the year		-	3,56,292.00
Add: Amount No longer receivable written off		-	0.25
Sub Total (Rs.)		-	-
Initiative for Transparent Accountable Governance System in Jharkhand-Welthungerhilfe-WHH			
Opening Balance	D10	-	10,82,011.81
Add: Grant received during the year		-	9,53,188.42
Add: Bank Interest		-	38,642.00
Less: Grant Utilised During the year		-	20,61,504.00
Less: Grant transferred to WHH IND 1315-14		-	12,338.23
Sub Total (Rs.)		-	-



PARTICULARS	Group No.	As on 31.03.2020	As on 31.03.2019
		Amount (Rs.)	Amount (Rs.)
The Green College Initiative-Welthungerhilfe			
Opening Balance	D11	6,97,639.93	16,86,933.70
Add: Grant received during the year		21,11,478.50	31,13,184.23
Add: Bank Interest		8,435.00	42,194.00
Less: Grant Utilised During the year		28,09,119.00	41,44,672.00
Sub Total (Rs.)		8,434.43	6,97,639.93
Total (Rs.)		31,27,273.88	61,66,476.11
E. FIXED ASSETS			
Gross Block	N	95,92,357.00	93,99,983.00
Less: Accumulated Depreciation		59,96,225.68	54,82,479.88
Net Block Total (Rs.)		35,96,131.32	39,17,503.12
F. CASH AND BANK BALANCES			
Cash in Hand			
Cash at Bank			
Axis Bank Ltd [FCRA]-634010100004862		11,47,683.25	1,95,944.77
Axis Bank Ltd [FCRA-Utilization]-915010030808610		4,984.00	13,046.00
IDBI Bank [WHH]-728104000080103		9,869.43	6,97,439.93
Indian Bank [WHH-Utilization]-6327570273		-	795.00
Total (Rs.)		11,62,536.68	9,07,225.70
G. LOANS AND ADVANCES RECEIVABLE			
General Fund		11,80,599.48	3,60,445.48
SIMAVI		-	53,808.00
SRHR 2		13,765.00	-
Other Advances		13,739.00	9,587.00
Salary Advance		12,765.00	200.00
Total (Rs.)		12,20,868.48	4,24,040.48
H. GRANT RECEIVABLE			
Advocacy Project on Quality of Care in MNH for Jharkhand-Centre for Catalyzing Change			
Opening Balance	H1	269.25	37,998.25
Less: Receivable Grant received during the year		-	37,729.00
Add: Grant received during the year		-	-
Add: Bank Interest		-	-
Less: Grant Utilised During the year		-	-
Less: No Longer Receivable Written Off		269.25	-
Sub Total (Rs.)		-	269.25
Improving the Lives of Adolescent Girls in Jharkhand-Quest Alliance			
Opening Balance	H2	8,79,795.15	-
Less: Receivable Grant received during the year		8,79,795.00	-
Less: Previous Year Receivable grant adjusted		0.15	-
Add: Grant received during the year		98,89,299.00	35,95,473.00
Add: Bank Interest		10,185.00	8,928.00
Less: Grant Utilised During the year		98,99,483.50	44,84,196.15
Less: No Longer Payable Written Back		0.50	-
Sub Total (Rs.)			-



PARTICULARS	Group No.	As on 31.03.2020	As on 31.03.2019
		Amount (Rs.)	Amount (Rs.)
More Than Bride-SIMAVI			
Opening Balance (Unspent Grant)	H3	7,22,346.94	-
Add: Grant received during the year		1,00,82,966.31	-
Less: Grant Utilised During the year		1,32,23,085.00	-
Sub Total (Rs.)		24,17,771.75	-
KISAN VIKAS-VSO India Trust			
Opening Balance	H4	-	1,25,528.00
Less: Receivable Grant received during the year		-	1,25,528.00
Add: Grant received during the year		-	-
Less: Grant Utilised During the year		-	-
Sub Total (Rs.)		-	-
International Citizen Services (ICS)-VSO India Trust			
Opening Balance	H5	1,22,397.00	2,72,662.00
Less: Receivable Grant received during the year		1,22,397.00	1,50,265.00
Add: Grant received during the year		-	-
Less: Grant Utilised During the year		-	-
Sub Total (Rs.)		-	1,22,397.00
Total (Rs.)		24,17,771.75	10,02,461.40
I. TAX DEDUCTED AT SOURCE RECEIVABLE			
Opening Balance		84,524.00	50,781.00
TDS Receivable		19,032.00	33,743.00
TDS Received During the Year		42,119.00	-
Total (Rs.)		61,437.00	84,524.00



J. Grant-in-Aid	Group No.	As on 31.03.2020	As on 31.03.2019
		Amount (Rs.)	Amount (Rs.)
Grant received during the year	J1	2,62,62,568.70	2,75,57,624.20
Add: Unspent Grant of the Previous Year		61,66,476.11	58,84,127.36
Add: Grant Receivable during the year	H	24,17,771.75	10,02,461.40
Less: Previous Year Receivable Grant yet not received		-	1,22,666.25
Less: Unspent Grant during the year	D	31,27,273.88	61,66,476.11
Less: Amount No longer payable written back		0.50	-
Add: Amount No longer receivable written off		-	0.25
Total (Rs.)		3,17,19,542.18	2,81,55,070.85
J1. GRANT RECEIVED DURING THE YEAR			
ODF Sustainability and Menstrual Health Management Program-CInI Ensuring Behaviour Change and Access to Safe Drinking Water and Sanitation-CInI		13,04,466.00	6,10,547.00
Go Girl Go Phase II-DKA Austria			9,51,893.22
More Than Bride-SIMAVI Netherlands		1,00,82,966.31	1,31,76,333.59
Advance Family Planning-Population Action International (Opportunity Fund)			33,92,914.74
Improving the Lives of Adolescent Girls in Jharkhand-Quest Alliance		98,89,299.00	35,95,473.00
Promoting Rural Livelihoods through Transformative Financial Inclusion-Trickle Up			1,98,482.00
Sports for Change - KFB Austria		16,91,958.89	
Amplify change-BVHA-Phase-I			7,71,608.00
Amplify change-BVHA-Phase-II		11,82,400.00	7,94,000.00
Initiative for Transparent Accountable Governance System in Jharkhand-Welthungerhilfe-WHH			9,53,188.42
The Green College Initiative-Welthungerhilfe		21,11,478.50	31,13,184.23
Total (Rs.)		2,62,62,568.70	2,75,57,624.20
K. BANK INTEREST RECEIVED			
Allocated Interest:			
Improving the Lives of Adolescent Girls in Jharkhand-Quest Alliance		10,185.00	8,928.00
Advance Family Planning-Population Action International (Opportunity Fund)		59,755.00	
ODF Sustainability and Menstrual Health Management Program-CInI Ensuring Behaviour Change and Access to Safe Drinking Water and Sanitation-CInI		3,221.00	20,200.00
Go Girl Go Phase II-DKA Austria		12,516.32	22,654.18
Amplify change-BVHA-Phase-I			14,356.00
Sports for Change - KFB		22,532.00	
Initiative for Transparent Accountable Governance System in Jharkhand-Welthungerhilfe-WHH			38,642.00
The Green College Initiative-Welthungerhilfe		8,435.00	42,194.00
Unallocated Interest		1,65,579.68	3,56,895.82
Total (Rs.)		2,82,224.00	5,03,870.00



L. PROGRAMME EXPENSES	Group No.	As on 31.03.2020	As on 31.03.2019
		Amount (Rs.)	Amount (Rs.)
Amplify change-BVHA-Phase-I			
Programme Management		-	5,50,571.00
Strengthening Capacities of CSOs to Advocate for SRHR Prevention of Gender Based Violence and Child marriage		-	3,50,428.00
Promoting Networking and Collaboration among CSOs on SRHR prevention of Gender Based Violence and Child Marriage	L1	-	3,39,671.00
Increased Engagement of Potential Allies		-	81,524.00
Monitoring & Evaluation			
Organisational Strengthening/Capacity Building/Sustainability			
Indirect Project Cost		-	2,84,585.00
Total (Rs.)		-	16,06,779.00
Amplify change-BVHA-Phase-II			
Capacity Building & Support		6,27,814.00	40,000.00
Building and Collecting Evidence	L2	1,29,897.00	
Enhancing Communication & Straight Advocacy		2,40,000.00	20,000.00
Coordination & Monitoring and Learning		63,786.00	4,744.00
Core Funding		2,76,233.00	58,266.00
Total (Rs.)		13,37,730.00	1,23,010.00
ODF Sustainability and Menstrual Health Management Program-CInI			
Sustaining Sanitation		-	
IEC- sanitation		-	
SLWM Including Grey Water and Solid Waste at Village Level		-	
Purification Solutions for Drinking Water	L3	-	
Menstrual Health Management		2,82,888.00	
Menstrual Hygiene demonstrations		13,612.00	
Development Support Cost(HR, Travel, Admin etc.)			
Human Resource Cost		8,44,715.00	
Admin and Travel		26,238.00	
Total (Rs.)		11,67,453.00	
Ensuring Behaviour Change and Access to Safe Drinking Water and Sanitation-CInI			
IEC and Preparatory Activities			2,15,004.00
Behaviour Change Communication (Campaign & Trigger)	L4		3,63,674.00
Provision for Safe Drinking Water			1,98,000.00
Human Resource Cost			9,41,607.00
Admin and Travel			2,11,677.00
Total (Rs.)		-	19,29,962.00
Sports for Change - KFB			
Personnel Costs		1,57,478.00	
Administration/Overheads	L5	50,252.00	
Program Cost		1,00,872.00	
Acquisitions /Infrastructure		-	
Total (Rs.)		3,08,602.00	
Go Girl Go Phase II-DKA Austria			
Personnel Costs		1,36,651.00	2,74,280.00
Administration/Overheads	L6	84,349.00	1,16,828.00
Program Cost		4,76,883.00	4,25,325.00
Total (Rs.)		6,97,883.00	8,16,433.00



PARTICULARS	Group No.	As on 31.03.2020	As on 31.03.2019
		Amount (Rs.)	Amount (Rs.)
Advance Family Planning (Opportunity Fund)-Population Action International			
Activities/Workshops		2,26,061.00	
Personnel Cost		17,30,161.00	2,51,129.00
Indirect Cost		2,34,386.00	61,743.00
Total (Rs.)		21,90,608.00	3,12,872.00
Improving the Lives of Adolescent Girls in Jharkhand-Quest Alliance			
Personnel Cost	L8	68,46,826.00	30,28,762.00
Field Travel		6,60,276.00	3,74,668.00
Activities/Workshops		18,32,033.50	8,67,233.00
Administrative Cost		5,60,348.00	2,13,533.15
Total (Rs.)		98,99,483.50	44,84,196.15
More Than Bride-SIMAVI			
Programme Cost		89,74,250.00	90,58,671.00
Human Resource Cost	L9	29,09,961.00	24,11,873.00
Administrative Cost		5,35,590.00	6,00,815.65
Joint Alliance Activity Cost		4,72,028.00	1,26,110.00
Joint Alliance Advocacy Cost		3,31,256.00	2,56,517.00
Total (Rs.)		1,32,23,085.00	1,24,53,986.65
Promoting Rural Livelihoods through Transformative Financial Inclusion-Trickle Up			
Salary of Coordinator Financial Inclusion & Alliance			2,53,336.00
Training of Active Women			1,240.00
Honorarium & Food Cost-Mobilised Women			65,480.00
Incentive for Opening of Bank Account			18,450.00
Cost to the Organization			17,786.00
Total (Rs.)		-	3,56,292.00
Initiative for transparent accountable governance system in Jharkhand-Welthungerhilfe-WHH			
Operational Cost	L11		6,86,494.00
Personnel Cost			13,75,010.00
Total (Rs.)		-	20,61,504.00
The Green College initiative - Welthungerhilfe			
Investment Cost			12,880.00
Running Project Cost	L12	2,34,718.00	2,04,716.00
Personnel Cost		6,19,222.00	22,65,666.00
Project Support Cost		19,34,129.00	16,42,635.00
Public Relations Cost		21,050.00	18,775.00
Total (Rs.)		28,09,119.00	41,44,672.00
Sub Total (Rs.)		3,16,33,963.50	2,82,89,706.80
M. GRANT REFUNDED DURING THE YEAR			
ODF Sustainability and Menstrual Health Management Program-Cini		1,40,234.00	-
Ensuring Behaviour Change and Access to Safe Drinking Water and Sanitation-Cini		61,989.00	-
Initiative for Transparent Accountable Governance System in Jharkhand-Welthungerhilfe-WHH		-	12,338.23
Total (Rs.)		2,02,223.00	12,338.23



NETWORK FOR ENTERPRISE ENHANCEMENT AND DEVELOPMENT SUPPORT (NEEDS)
 Regd. Office: Behind SBI Training Centre, Williams Town, B.Deoghar-814112 (Jharkhand)
 Admin. Office: Tapowan Road, Deoghar, Jharkhand -814 143

FOREIGN FUNDS

SCHEDULE [N]:- FIXED ASSETS

PARTICULARS	GROSS BLOCK	ADD.	DEL.	AS AT 31.03.2020	DEPRECIATION			NET BLOCK		
	AS AT 01.04.2019				RATE OF DEP.	AS AT 01.04.2019	DURING THE YEAR	AS AT 31.03.2020	AS AT 31.03.2020	AS AT 31.03.2019
A.ASSETS OUT OF KFO GRANT										
Building	6,61,141.00			661141.00	10%	3,68,680.16	29,246.08	3,97,926.24	2,63,214.76	2,92,460.84
Furniture & Fixture	16,564.00			16564.00	10%	14,696.28	186.77	14,883.05	1,680.95	1,867.72
Acquaguard	5,200.00			5200.00	15%	5,198.00	-	5,198.00	2.00	2.00
Stabilizer	2,686.00			2686.00	15%	2,684.00	-	2,684.00	2.00	2.00
Motor Cycle	48,000.00			48000.00	15%	46,478.53	228.22	46,706.75	1,293.25	1,521.47
TOTAL [A]	7,33,591.00	0.00	0.00	7,33,591.00		4,37,736.97	29,661.08	4,67,398.05	2,66,192.95	2,95,854.03
B.ASSETS OUT OF SIMAVI GRANT										
Health Equipment	1,07,626.00			107626.00	15%	1,02,136.48	823.43	1,02,959.91	4,666.09	5,489.52
Furniture & fixture	12,143.00			12143.00	10%	10,246.94	189.61	10,436.54	1,706.46	1,896.06
Vehicle	2,53,319.00			253319.00	15%	2,04,403.00	-	2,04,403.00	48,916.00	48,916.00
Computer with power backup	43,800.00			43800.00	40%	43,787.94	4.82	43,792.77	7.23	12.06
Sanitation Park- Palajori	3,83,005.00			383005.00	10%				3,83,005.00	3,83,005.00
TOTAL [B]	7,99,893.00	0.00	0.00	7,99,893.00		3,60,574.36	1,017.86	3,61,592.21	4,38,300.79	4,39,318.64
C.ASSETS OUT OF NFI GRANT										
Building	84,675.00			84675.00	10%	65,303.98	1,937.10	67,241.08	17,433.92	19,371.02
Computer	78,013.00			78013.00	40%	78,011.00		78,011.00	2.00	2.00
Other Equipment	76,387.00			76387.00	15%	67,151.27	1,385.36	68,536.63	7,850.37	9,235.73
Vehicle	55,180.00			55180.00	15%	52,756.93	363.46	53,120.39	2,059.61	2,423.07
TOTAL [C]	2,94,255.00	0.00	0.00	2,94,255.00		2,63,223.17	3,685.92	2,66,909.10	27,345.90	31,031.83
D.ASSETS OUT OF MISEREOR GRANT										
Computer Power Backup	37,500.00			37500.00	15%	34,949.58	382.56	35,332.14	2,167.86	2,550.42
Laptop	32,500.00			32500.00	40%	32,498.00		32,498.00	2.00	2.00
Motor Cycle	53,000.00			53000.00	15%	48,899.28	615.11	49,514.38	3,485.62	4,100.72
Display Board	16,500.00			16500.00	10%	14,140.40	235.96	14,376.36	2,123.64	2,359.60
Cycle	8,860.00			8860.00	15%	8,128.33	109.75	8,238.08	621.92	731.67
TOTAL [D]	1,48,360.00	0.00	0.00	1,48,360.00		1,38,615.59	1,343.38	1,39,958.97	8,401.03	9,744.41
E.ASSETS OUT OF IIE GRANT										
Computer	37,000.00			37000.00	40%	37,000.00	-	37,000.00	0.00	0.00
TOTAL [E]	37,000.00	0.00	0.00	37,000.00		37,000.00	0.00	37,000.00	0.00	0.00



SCHEDULE [N]:- FIXED ASSETS

PARTICULARS	GROSS BLOCK	ADD.	DEL.	AS AT 31.03.2020	DEPRECIATION			NET BLOCK		
	AS AT 01.04.2019				RATE OF DEP.	AS AT 01.04.2019	DURING THE YEAR	AS AT 31.03.2020	AS AT 31.03.2020	AS AT 31.03.2019
F.ASSETS OUT OF SKN GRANT										
Laptop Computer	41,189.00			41189.00	40%	41,187.00		41,187.00	2.00	2.00
Desk Top Computer	28,590.00			28590.00	40%	28,529.42	24.23	28,553.65	36.35	60.58
Building (Education Resource Centre)	3,42,159.00			342159.00		0.00	-	0.00	3,42,159.00	3,42,159.00
TOTAL [F]	4,11,938.00	0.00	0.00	4,11,938.00		69,716.42	24.23	69,740.65	3,42,197.35	3,42,221.58
G.ASSETS OUT OF UNITUS GRANT										
Computer	49,000.00			49000.00	40%	49,000.00	-	49,000.00	0.00	0.00
TOTAL [G]	49,000.00	0.00	0.00	49,000.00		49,000.00	0.00	49,000.00	0.00	0.00
H.ASSETS OUT OF DFID GRANT										
Computer	4,93,213.00			493213.00	40%	4,93,211.00		4,93,211.00	2.00	2.00
Furniture & Fixture	3,994.00			3994.00	10%	3,992.00		3,992.00	2.00	2.00
Motor Cycle	1,92,193.00			192193.00	15%	1,87,618.84	686.12	1,88,304.97	3,888.03	4,574.16
TOTAL [H]	6,89,400.00	0.00	0.00	6,89,400.00		6,84,821.84	686.12	6,85,507.97	3,892.03	4,578.16
I.ASSETS OUT OF MNH-SIMAVI GRANT										
Furniture & Fixture	1,58,367.00			158367.00	10%	90,190.80	6,817.62	97,008.42	61,358.58	68,176.20
Laptop	94,800.00			94800.00	40%	94,706.81	37.28	94,744.09	55.91	93.19
Computer Power Backup	97,850.00			97850.00	40%	97,285.06	225.98	97,511.04	338.96	564.94
Printer HP	5,300.00			5300.00	40%	5,267.44	13.03	5,280.46	19.54	32.56
DLP Projector	34,990.00			34990.00	15%	25,455.22	1,430.22	26,885.43	8,104.57	9,534.78
Motorbike	46,100.00			46100.00	15%	31,321.45	2,216.78	33,538.23	12,561.77	14,778.55
Motorbike	28,000.00			28000.00	15%	17,439.81	1,584.03	19,023.84	8,976.16	10,560.19
Dell Monitor	4,600.00			4600.00	40%	4,571.74	11.30	4,583.04	16.96	28.26
Scanning Machine	5,999.00			5999.00	15%	5,946.78	7.83	5,954.61	44.39	52.22
Dell LED Monitor	4,800.00			4800.00	40%	4,748.39	20.64	4,769.03	30.97	51.61
EPSON M200 Printer	4,800.00			4800.00	40%	4,670.98	51.61	4,722.59	77.41	129.02
EPSON L550 Printer	5,000.00			5000.00	40%	4,865.60	53.76	4,919.36	80.64	134.40
EPABX Extension & 12 set Telephone	46,620.00			46620.00	15%	24,109.26	3,376.61	27,485.87	19,134.13	22,510.74
Sukam Invertor 1400 VA	7,400.00			7400.00	15%	3,826.87	535.97	4,362.84	3,037.16	3,573.13
CC TV Camera	6,400.00			6400.00	15%	3,059.16	501.13	3,560.29	2,839.71	3,340.84
Sound system with echo	6,612.00			6612.00	15%	2,524.53	613.12	3,137.65	3,474.35	4,087.47
TOTAL [I]	5,57,638.00	0.00	0.00	5,57,638.00		4,19,989.89	17,496.90	4,37,486.79	1,20,151.21	1,37,648.11



SCHEDULE [N]:- FIXED ASSETS

PARTICULARS	GROSS BLOCK		ADD.	DEL.	AS AT 31.03.2020	DEPRECIATION			NET BLOCK		
	AS AT 01.04.2019					RATE OF DEP.	AS AT 01.04.2019	DURING THE YEAR	AS AT 31.03.2020	AS AT 31.03.2020	AS AT 31.03.2019
J.ASSETS OUT OF MFM-SIMAVI GRANT											
Laptop Computer	82,800.00				82800.00	40%	82,364.64	174.15	82,538.78	261.22	435.36
TOTAL [J]	82,800.00	0.00	0.00	82,800.00			82,364.64	174.15	82,538.78	261.22	435.36
K.ASSETS OUT OF SAVE THE CHILDREN											
Laptop Computer	29,500.00				29500.00	40%	29,427.50	29.00	29,456.50	43.50	72.50
HP Lazer Printer	6,700.00				6700.00	40%	6,683.53	6.59	6,690.12	9.88	16.47
Camera	6,990.00				6990.00	15%	3,888.50	465.23	4,353.72	2,636.28	3,101.50
CC TV Camera	1,200.00				1200.00	15%	620.57	86.91	707.49	492.51	579.43
TOTAL [K]	44,390.00	0.00	0.00	44,390.00			40,620.11	587.73	41,207.83	3,182.17	3,769.89
L.ASSETS OUT OF VSO-ICS GRANT											
Furniture and Fixture	5,016.00				5016.00	10%	2,350.53	266.55	2,617.08	2,398.92	2,665.47
Desk Top Computer	25,600.00				25600.00	40%	25,442.71	62.91	25,505.63	94.37	157.29
Laptop	70,100.00				70100.00	40%	69,669.31	172.28	69,841.58	258.42	430.69
TOTAL [L]	1,00,716.00	0.00	0.00	1,00,716.00			97,462.55	501.74	97,964.29	2,751.71	3,253.45
M.ASSETS OUT OF VSO-DRISHTEE											
Laptop	4,22,000.00				422000.00	40%	4,17,462.66	1,814.94	4,19,277.59	2,722.41	4,537.34
Desk Top Computer	52,000.00				52000.00	40%	51,440.90	223.64	51,664.54	335.46	559.10
Furniture and Fixture	7,000.00				7000.00	10%	3,073.24	392.68	3,465.92	3,534.08	3,926.76
Braille Printer	2,27,300.00				227300.00	40%	2,24,856.07	977.57	2,25,833.64	1,466.36	2,443.93
Braille Printer Software	50,600.00				50600.00	40%	50,055.95	217.62	50,273.57	326.43	544.05
Stabilizer	6,800.00				6800.00	15%	4,009.09	418.64	4,427.73	2,372.27	2,790.91
TOTAL [M]	7,65,700.00	0.00	0.00	7,65,700.00			7,50,897.91	4,045.08	7,54,942.99	10,757.01	14,802.09
N.ASSETS OUT OF Trickle Up Godda											
Luminous UPS	4,800.00				4800.00	15%	2,829.95	295.51	3,125.46	1,674.54	1,970.05
TVS Star City 110 CC Motorbike	50,295.00				50295.00	15%	27,978.84	3,347.42	31,326.27	18,968.73	22,316.16
EPSON L550 Printer	5,000.00				5000.00	40%	4,865.60	53.76	4,919.36	80.64	134.40
TOTAL [N]	60,095.00	0.00	0.00	60,095.00			35,674.39	3,696.69	39,371.08	20,723.92	24,420.61
O.ASSETS OUT OF WHH GRANT											
By Cycle	17,325.00				17325.00	15%	10,213.62	1,066.71	11,280.33	6,044.67	7,111.38
Motor Cycle	66,168.00				66168.00	15%	39,011.02	4,073.55	43,084.56	23,083.44	27,156.98
Digital Camera	24,600.00				24600.00	15%	14,503.49	1,514.48	16,017.96	8,582.04	10,096.51
Furniture & Fixtures	50,388.00				50388.00	15%	29,707.34	3,102.10	32,809.44	17,578.56	20,680.66



SCHEDULE [N]:- FIXED ASSETS

PARTICULARS	GROSS BLOCK AS AT 01.04.2019	ADD.	DEL.	AS AT 31.03.2020	DEPRECIATION			NET BLOCK		
					RATE OF DEP.	AS AT 01.04.2019	DURING THE YEAR	AS AT 31.03.2020	AS AT 31.03.2020	AS AT 31.03.2019
Dell Inspiration Laptop	33,800.00			33800.00	40%	33,436.58	145.37	33,581.95	218.05	363.42
Luminous Invertor & Battery	30,400.00			30400.00	40%	30,073.14	130.74	30,203.88	196.12	326.86
Stabilizer	3,500.00			3500.00	15%	2,063.73	215.44	2,279.17	1,220.83	1,436.27
HP Printer	10,400.00			10400.00	40%	10,288.18	44.73	10,332.91	67.09	111.82
CC TV Camera	4380.00			4380.00	15%	2,265.09	317.24	2,582.33	1,797.67	2,114.91
EPSON M200 Printer	4000.00			4000.00	40%	3,892.48	43.01	3,935.49	64.51	107.52
Samsung Mobile 28 Pcs	243600.00			243600.00	15%	93,009.14	22,588.63	1,15,597.77	1,28,002.23	1,50,590.86
CP Plus CP-Finger Print reader	3000.00			3000.00	15%	641.25	353.81	995.06	2,004.94	2,358.75
TOTAL [O]	4,91,561.00	0.00	0.00	4,91,561.00		2,69,105.05	33,595.80	3,02,700.85	1,88,860.15	2,22,455.95
P.ASSETS OUT OF Story of Life GRANT										
Camera	6,990.00			6990.00	15%	3,888.50	465.23	4,353.72	2,636.28	3,101.50
HP Laptop- 2 Pcs	60,000.00			60000.00	40%	59,078.40	368.64	59,447.04	552.96	921.60
Tablet-19 Pcs	1,80,500.00			180500.00	40%	1,77,727.52	1,108.99	1,78,836.51	1,663.49	2,772.48
HTC Desire 816 Tab	24,000.00			24000.00	40%	23,631.36	147.46	23,778.82	221.18	368.64
Stabilizer 5KVA	9,700.00			9700.00	15%	5,396.06	645.59	6,041.65	3,658.35	4,303.94
Chair-6 Pcs & Table-1 Pc	12,400.00			12400.00	10%	4,671.14	772.89	5,444.03	6,955.97	7,728.86
Voice Recorder	5,630.00			5630.00	15%	2,911.52	407.77	3,319.29	2,310.71	2,718.48
Chair-6 Pcs & Table-1 Pc	5,800.00			5800.00	10%	2,184.89	361.51	2,546.40	3,253.60	3,615.11
Chair-10 Pcs, Table-1 Pc & Almirah-2 Pcs	61,700.00			61700.00	10%	23,242.70	3,845.73	27,088.43	34,611.57	38,457.30
EPSON L550 Printer	5,000.00			5000.00	40%	4,865.60	53.76	4,919.36	80.64	134.40
Mini Projector LED	4,900.00			4900.00	15%	2,342.17	383.67	2,725.84	2,174.16	2,557.83
Portable Pico Projector 2 Pcs	39,698.00			39698.00	15%	18,975.40	3,108.39	22,083.79	17,614.21	20,722.60
Portable Pico Projector 2 Pcs	39,100.00			39100.00	15%	14,928.81	3,625.68	18,554.49	20,545.51	24,171.19
Pico Projector 12 Pcs	2,28,000.00			228000.00	15%	87,052.89	21,142.07	1,08,194.96	1,19,805.04	1,40,947.11
Sony Voice Recorder 3 Pcs	19,470.00			19470.00	15%	9,306.54	1,524.52	10,831.06	8,638.94	10,163.46
Portronics Pure Sound Speaker-3	3,569.00			3569.00	15%	1,705.96	279.46	1,985.42	1,583.58	1,863.04
Portronics Pure Sound Speaker-3	4,797.00			4797.00	15%	1,831.55	444.82	2,276.37	2,520.63	2,965.45
TOTAL [P]	7,11,254.00	0.00	0.00	7,11,254.00		4,43,741.00	38,686.17	4,82,427.17	2,28,826.83	2,67,513.00
Q.ASSETS OUT OF Trickle Up-Pakur GRANT										
Camera Sony DSC-W820	7,900.00			7900.00	15%	4,394.73	525.79	4,920.52	2,979.48	3,505.27
TOTAL [Q]	7,900.00	0.00	0.00	7,900.00		4,394.73	525.79	4,920.52	2,979.48	3,505.27



FOREIGN FUNDS

SCHEDULE [N]:- FIXED ASSETS

PARTICULARS	GROSS BLOCK		ADD.	DEL.	AS AT 31.03.2020	DEPRECIATION			NET BLOCK		
	AS AT 01.04.2019					RATE OF DEP.	AS AT 01.04.2019	DURING THE YEAR	AS AT 31.03.2020	AS AT 31.03.2020	AS AT 31.03.2019
R.ASSETS OUT OF IPAS GRANT											
Office Table-1 pc	7,000.00				7000.00	10%	2,866.57	413.34	3,279.91	3,720.09	4,133.43
TOTAL [R]	7,000.00	0.00	0.00		7,000.00		2,866.57	413.34	3,279.91	3,720.09	4,133.43
S.ASSETS OUT OF Meljol-CITI GRANT											
Stabilizer	5,500.00				5500.00	15%	3,059.62	366.06	3,425.68	2,074.32	2,440.38
EPSON L550 Printer	700.00				700.00	40%	681.18	7.53	688.71	11.29	18.82
Iron Cot 4 Pcs	14,000.00				14000.00	10%	3,227.00	1,077.30	4,304.30	9,695.70	10,773.00
TOTAL [S]	20,200.00	0.00	0.00		20,200.00		6,967.80	1,450.88	8,418.69	11,781.31	13,232.20
T.ASSETS OUT OF KFB-GGG GRANT											
EPSON Picture Mate PM245	13,650.00				13650.00	40%	13,283.09	146.76	13,429.85	220.15	366.91
EPSON L550 Printer	1,200.00				1200.00	40%	1,167.74	12.90	1,180.65	19.35	32.26
Table & Chair	25,106.00				25106.00	10%	6,803.73	1,830.23	8,633.95	16,472.05	18,302.27
LYF LS-4005 Mobile	3,000.00				3000.00	15%	1,157.63	276.36	1,433.98	1,566.02	1,842.38
Chairs 3 Pcs	8,762.00				8762.00	10%	2,019.64	674.24	2,693.88	6,068.12	6,742.36
Sangam Almirah	15,650.00				15650.00	10%	2,973.50	1,267.65	4,241.15	11,408.85	12,676.50
Hazra Book Self	11,550.00				11550.00	10%	2,194.50	935.55	3,130.05	8,419.95	9,355.50
TOTAL [T]	78,918.00	0.00	0.00		78,918.00		29,599.82	5,143.69	34,743.51	44,174.49	49,318.18
U.ASSETS OUT OF Vodafone-DASRA GRANT											
Chair-10 Pcs, Table-1 Pc & Almirah-2 Pcs	14,000.00				14000.00	10%	5,273.87	872.61	6,146.48	7,853.52	8,726.13
TOTAL [U]	14,000.00	0.00	0.00		14,000.00		5,273.87	872.61	6,146.48	7,853.52	8,726.13
V.ASSETS OUT OF WHH-Green College											
Projector EPSON 531	29,500.00				29500.00	15%	12,742.06	2,513.69	15,255.75	14,244.25	16,757.94
Dell Desktop PC (2 Sets)	53,000.00				53000.00	40%	49,438.40	1,424.64	50,863.04	2,136.96	3,561.60
Printer EPSON L565	17,800.00				17800.00	40%	16,603.84	478.46	17,082.30	717.70	1,196.16
HP Laptop 15-ac122TU	32,800.00				32800.00	40%	30,595.84	881.66	31,477.50	1,322.50	2,204.16
Iron Bed (10 Pcs)	55,000.00				55000.00	10%	16,909.75	3,809.03	20,718.78	34,281.23	38,090.25
Office Table (2 Pcs)	14,364.00				14364.00	10%	4,416.21	994.78	5,410.99	8,953.01	9,947.79
Office Chair (2 Pcs)	9,576.00				9576.00	10%	2,944.14	663.19	3,607.33	5,968.67	6,631.86
Office Almirah	11,742.00				11742.00	10%	3,610.08	813.19	4,423.27	7,318.73	8,131.92
Book Self (2 Pcs)	24,624.00				24624.00	10%	7,570.65	1,705.34	9,275.98	15,348.02	17,053.35



FOREIGN FUNDS

SCHEDULE [N]:- FIXED ASSETS

PARTICULARS	GROSS BLOCK	ADD.	DEL.	AS AT 31.03.2020	DEPRECIATION			NET BLOCK		
	AS AT 01.04.2019				RATE OF DEP.	AS AT 01.04.2019	DURING THE YEAR	AS AT 31.03.2020	AS AT 31.03.2020	AS AT 31.03.2019
Su-Kam Tall Tubular Battery (3 pcs)	46,500.00			46500.00	40%	43,375.20	1,249.92	44,625.12	1,874.88	3,124.80
Su-Kam UPS (2 Pcs)	14,100.00			14100.00	15%	6,090.27	1,201.46	7,291.73	6,808.27	8,009.73
Honda Shine Motorcycle	67,058.00			67058.00	15%	28,964.66	5,714.00	34,678.66	32,379.34	38,093.34
Fire Fighter	6,156.00			6156.00	15%	2,658.99	524.55	3,183.54	2,972.46	3,497.01
Jakson Generator 15KVA	3,07,944.00			307944.00	15%	1,33,011.60	26,239.86	1,59,251.46	1,48,692.54	1,74,932.40
40" LLOYD Television	29,900.00			29900.00	15%	12,914.84	2,547.77	15,462.61	14,437.39	16,985.16
Cannon Camera	6,800.00			6800.00	15%	2,623.95	626.41	3,250.36	3,549.64	4,176.05
20 Nos. Desk with Bench	39,000.00			39000.00	10%	10,569.00	2,843.10	13,412.10	25,587.90	28,431.00
Intex Tower Speaker	7,100.00			7100.00	15%	2,739.71	654.04	3,393.76	3,706.24	4,360.29
Rotary Tiller	75,600.00			75600.00	15%	29,172.15	6,964.18	36,136.33	39,463.67	46,427.85
Brus Cutter	15,500.00			15500.00	15%	5,141.16	1,553.83	6,694.98	8,805.02	10,358.84
CC TV Camera	16,150.00			16150.00	15%	5,356.75	1,618.99	6,975.74	9,174.26	10,793.25
Aquagaurd Water Filter	13,790.00			13790.00	15%	3,826.73	1,494.49	5,321.22	8,468.78	9,963.28
Morpho Bio-Metric Device (Small)	3,900.00			3900.00	15%	1,082.25	422.66	1,504.91	2,395.09	2,817.75
CP Plus Bio-Metric	5,400.00			5400.00	15%	1,498.50	585.23	2,083.73	3,316.28	3,901.50
CC TV Camera (4 Cam/1 set up)	23,198.00			23198.00	15%	6,437.45	2,514.08	8,951.53	14,246.47	16,760.56
Air Blower Aeroctor (Turbo Blower)	57,600.00			57600.00	15%	15,984.00	6,242.40	22,226.40	35,373.60	41,616.00
CC TV Camera	15,000.00			15000.00	15%	2,250.00	1,912.50	4,162.50	10,837.50	12,750.00
Rice Huller	70,875.00			70875.00	15%	5,315.63	9,833.91	15,149.53	55,725.47	65,559.38
CC TV Camera	12,880.00			12880.00	15%	966.00	1,787.10	2,753.10	10,126.90	11,914.00
Iron Box	-	16520.00		16520.00	10%	-	1,652.00	1,652.00	14,868.00	-
TOTAL [V]	1082857.00	16520.00		1099377.00		464809.80	91466.45	556276.25	543100.75	618047.20
W.ASSETS OUT OF Meljol-HDFC										
Sound system with echo	6,612.00			6612.00	15%	2,524.53	613.12	3,137.65	3,474.35	4,087.47
TOTAL [W]	6,612.00	0.00	0.00	6,612.00		2,524.53	613.12	3,137.65	3,474.35	4,087.47
X.ASSETS OUT OF CInl-WATSAN										
Sound system with echo	6,612.00			6612.00	15%	2,524.53	613.12	3,137.65	3,474.35	4,087.47
CP Plus Fingerprint Time Attendance	1,600.00			1600.00	15%	444.00	173.40	617.40	982.60	1,156.00
TOTAL [X]	8,212.00	0.00	0.00	8,212.00		2,968.53	786.52	3,755.05	4,456.95	5,243.47



SCHEDULE [N]:- FIXED ASSETS

PARTICULARS	GROSS BLOCK		ADD.	DEL.	AS AT 31.03.2020	DEPRECIATION			NET BLOCK		
	AS AT 01.04.2019					RATE OF DEP.	AS AT 01.04.2019	DURING THE YEAR	AS AT 31.03.2020	AS AT 31.03.2020	AS AT 31.03.2019
Y. ASSETS OUT OF Wateraid											
Dell Inspiration Laptop 3558	32,800.00				32,800.00	40%	29,651.20	1,259.52	30,910.72	1,889.28	3,148.80
Printer EPSON L565	17,800.00				17,800.00	40%	16,091.20	683.52	16,774.72	1,025.28	1,708.80
Epson S31 Projector	29,500.00				29,500.00	15%	11,383.31	2,717.50	14,100.82	15,399.18	18,116.69
Executive Revolving Chair	9,804.00				9,804.00	10%	2,656.88	714.71	3,371.60	6,432.40	7,147.12
Megha Chair PVC	8,892.00				8,892.00	10%	2,409.73	648.23	3,057.96	5,834.04	6,482.27
Delta Table 5' x 2*1/2	16,644.00				16,644.00	10%	4,510.52	1,213.35	5,723.87	10,920.13	12,133.48
Nikon Coolpix AW130 (SG) camera	16,500.00				16,500.00	15%	6,366.94	1,519.96	7,886.90	8,613.10	10,133.06
TOTAL [Y]	1,31,940.00		0.00	0.00	1,31,940.00		73,069.79	8,756.79	81,826.58	50,113.42	58,870.21
Z. ASSETS OUT OF MTB-SIMAVI											
Stabilizer	6,500.00				6,500.00	15%	2,508.19	598.77	3,106.96	3,393.04	3,991.81
Printer-EPSON L 365	13,684.00				13,684.00	40%	12,370.34	525.47	12,895.80	788.20	1,313.66
Mobile-JIO/LYF/WIND6/5009/GOLD /91150425383124	6,500.00				6,500.00	15%	2,508.19	598.77	3,106.96	3,393.04	3,991.81
Mobile-LYF FLAME6 LS-4005 BLACK /911503450817680	3,000.00				3,000.00	15%	1,157.63	276.36	1,433.98	1,566.02	1,842.38
Mobile-OPPO - NEO 7 /861227034549730	8,500.00				8,500.00	15%	3,279.94	783.01	4,062.95	4,437.05	5,220.06
le-MobOPPO - NEO 7 /861227034549276	8,500.00				8,500.00	15%	3,279.94	783.01	4,062.95	4,437.05	5,220.06
Mobile-OPPO - NEO 7 /861227034557972	8,500.00				8,500.00	15%	3,279.94	783.01	4,062.95	4,437.05	5,220.06
Mobile-OPPO - NEO 7 /861227034557790	8,500.00				8,500.00	15%	3,279.94	783.01	4,062.95	4,437.05	5,220.06
Mobile-OPPO - NEO 7 /861227034548815	8,500.00				8,500.00	15%	3,279.94	783.01	4,062.95	4,437.05	5,220.06
2 Nos Scooty Honda Activa	1,18,554.00				1,18,554.00	15%	39,322.88	11,884.67	51,207.55	67,346.45	79,231.12
2 Nos Bajaj Motorcycle CT 100	79,820.00				79,820.00	15%	26,475.30	8,001.71	34,477.00	45,343.00	53,344.70
Laptop-VOSTRO - V5459,DPJMLD2	58,000.00				58,000.00	40%	48,256.00	3,897.60	52,153.60	5,846.40	9,744.00
Laptop-VOSTRO - V3468,HFKF2C2	34,500.00				34,500.00	40%	28,704.00	2,318.40	31,022.40	3,477.60	5,796.00
Laptop-VOSTRO - V3468,BGKF2C2	34,500.00				34,500.00	40%	28,704.00	2,318.40	31,022.40	3,477.60	5,796.00
Mahindra Power-Generator	1,75,000.00				1,75,000.00	15%	58,045.31	17,543.20	75,588.52	99,411.48	1,16,954.69
CC TV Camera 5 Sets	16,650.00				16,650.00	15%	5,522.60	1,669.11	7,191.71	9,458.29	11,127.40
Logitech Webcam Nos 2	12,749.00				12,749.00	15%	4,228.68	1,278.05	5,506.73	7,242.27	8,520.32
LED Monitor Dell 18'S	22,400.00				22,400.00	40%	18,636.80	1,505.28	20,142.08	2,257.92	3,763.20



SCHEDULE [N]:- FIXED ASSETS

PARTICULARS	GROSS BLOCK		ADD.	DEL.	AS AT 31.03.2020	DEPRECIATION			NET BLOCK		
	AS AT 01.04.2019	RATE OF DEP.				AS AT 01.04.2019	DURING THE YEAR	AS AT 31.03.2020	AS AT 31.03.2020	AS AT 31.03.2019	
N-Computing L250	24,800.00				24,800.00	40%	20,633.60	1,666.56	22,300.16	2,499.84	4,166.40
Dell Inspiration Laptop 3558	30,900.00				30,900.00	40%	25,708.80	2,076.48	27,785.28	3,114.72	5,191.20
Fancy Chair	2,500.00				2,500.00	10%	475.00	202.50	677.50	1,822.50	2,025.00
Water Filter	1,200.00				1,200.00	15%	333.00	130.05	463.05	736.95	867.00
Usha Sewing Machine	56,219.00				56,219.00	15%	37,104.54	2,867.17	39,971.71	16,247.29	19,114.46
Ceiling Fan (3 No.)	4,637.00				4,637.00	15%	1,286.77	502.53	1,789.30	2,847.70	3,350.23
Exide SF Sonic S.T Tubular Battery	14,500.00				14,500.00	40%	11,020.00	1,392.00	12,412.00	2,088.00	3,480.00
CP Plus Fingerprint Time Attendance	1,400.00				1,400.00	15%	388.50	151.73	540.23	859.78	1,011.50
SM Single Needle Sewing Machine	19,370.00				19,370.00	15%	7,844.85	1,728.77	9,573.62	9,796.38	11,525.15
HP Deskjet GT 5811 INK Tank Printer	10,500.00				10,500.00	40%	6,090.00	1,764.00	7,854.00	2,646.00	4,410.00
HP Deskjet GT 5811 INK Tank Printer	10,400.00				10,400.00	40%	6,032.00	1,747.20	7,779.20	2,620.80	4,368.00
Revolving Chair	20,211.00				20,211.00	10%	2,930.60	1,728.04	4,658.64	15,552.36	17,280.41
Office Almira	8,260.00				8,260.00	10%	1,197.70	706.23	1,903.93	6,356.07	7,062.30
Steel Rack	12,272.00				12,272.00	10%	1,779.44	1,049.26	2,828.70	9,443.30	10,492.56
SM Single Needle Lock Stitch-8500	37,000.00				37,000.00	15%	14,985.00	3,302.25	18,287.25	18,712.75	22,015.00
SM Usha Tailor Composite Foot-SHT MT STD	67,200.00				67,200.00	15%	27,216.00	5,997.60	33,213.60	33,986.40	39,984.00
SM Overlock MC	28,000.00				28,000.00	15%	11,340.00	2,499.00	13,839.00	14,161.00	16,660.00
SM MC 450E with Digitizer JR	90,000.00				90,000.00	15%	36,450.00	8,032.50	44,482.50	45,517.50	53,550.00
SM ST QN W/O MOT SHT M STD ST TBL COMP	10,752.00				10,752.00	15%	4,354.56	959.62	5,314.18	5,437.82	6,397.44
Tool Supreme (24 Nos.)	8,496.00				8,496.00	10%	1,231.92	726.41	1,958.33	6,537.67	7,264.08
Non Invasive HB Equipment	89,600.00				89,600.00	15%	13,440.00	11,424.00	24,864.00	64,736.00	76,160.00
Non Invasive HB Equipment	1,56,800.00				1,56,800.00	15%	23,520.00	19,992.00	43,512.00	1,13,288.00	1,33,280.00
Trunk GI	7,800.00				7,800.00	10%	390.00	741.00	1,131.00	6,669.00	7,410.00
Nilkamal Chair	15,600.00				15,600.00	10%	780.00	1,482.00	2,262.00	13,338.00	14,820.00
Nilkamal Table	8,400.00				8,400.00	10%	420.00	798.00	1,218.00	7,182.00	7,980.00
Office Almira	11,210.00				11,210.00	10%	560.50	1,064.95	1,625.45	9,584.55	10,649.50
Usha Sewing Machine	49,200.00				49,200.00	15%	3,690.00	6,826.50	10,516.50	38,683.50	45,510.00
Usha Pico Machine	48,000.00				48,000.00	15%	3,600.00	6,660.00	10,260.00	37,740.00	44,400.00
Apple TV 4K (32GB)	13,433.00				13,433.00	40%	2,686.60	4,298.56	6,985.16	6,447.84	10,746.40
Wireless Headphone II-BLU-ZML	26,262.00				26,262.00	40%	5,252.40	8,403.84	13,656.24	12,605.76	21,009.60



SCHEDULE [N]:- FIXED ASSETS

PARTICULARS	GROSS BLOCK		ADD.	DEL.	AS AT 31.03.2020	DEPRECIATION			NET BLOCK		
	AS AT 01.04.2019	AS AT 31.03.2020				RATE OF DEP.	AS AT 01.04.2019	DURING THE YEAR	AS AT 31.03.2020	AS AT 31.03.2020	AS AT 31.03.2019
Cloth Cutting Table (5'x3)	14,750.00				14,750.00	10%	737.50	1,401.25	2,138.75	12,611.25	14,012.50
Ironing table (5'x4)	8,850.00				8,850.00	10%	442.50	840.75	1,283.25	7,566.75	8,407.50
Iron Rach (6'x4'x18)	5,900.00				5,900.00	10%	295.00	560.50	855.50	5,044.50	5,605.00
Su-Kam Battery	18,500.00				18,500.00	40%	3,700.00	5,920.00	9,620.00	8,880.00	14,800.00
Usha Sewing Machine	55,800.00				55,800.00	15%	4,185.00	7,742.25	11,927.25	43,872.75	51,615.00
Ahuja WP 220L Portable PA System with Microphone	-	10,812.00			10,812.00	15%	-	1,621.80	1,621.80	9,190.20	-
UV Chamber 15W (Manual)	-	40,320.00			40,320.00	40%	-	16,128.00	16,128.00	24,192.00	-
V Guard VEW 500 Staplizer	-	28,497.00			28,497.00	15%	-	4,274.55	4,274.55	24,222.45	-
HP Printer 515 Wireless AIO	-	14,600.00			14,600.00	40%	-	2,920.00	2,920.00	11,680.00	-
HP Laptop 15S/EQ0063AU	-	67,000.00			67,000.00	40%	-	13,400.00	13,400.00	53,600.00	-
TOTAL [Z]	16,13,079.00	1,61,229.00			17,74,308.00		5,74,941.37	21,206.67	7,87,002.03	9,87,305.97	10,38,137.63
AA.ASSETS OUT OF VSO-BDS											
EPSON M 200 Printer	12,500.00				12,500.00	40%	11,300.00	480.00	11,780.00	720.00	1,200.00
TOTAL [AA]	12,500.00	0.00	0.00		12,500.00		11,300.00	480.00	11,780.00	720.00	1,200.00
AB.ASSETS OUT OF VSO-NIDAN											
HP Notebook 15-ac 122TU	30,800.00				30,800.00	40%	27,843.20	1,182.72	29,025.92	1,774.08	2,956.80
Jio LYF Earth 1 LS-5501 Mobile	19,400.00				19,400.00	15%	7,485.98	1,787.10	9,273.08	10,126.92	11,914.03
TOTAL [AB]	50,200.00	0.00	0.00		50,200.00		35,329.18	2,969.82	38,299.00	11,901.00	14,870.83
AC.ASSETS OUT OF BVHA-Amplifyingchange											
Tablet Iball Slide Snap 4g2 (13 Nos)	1,04,000.00				1,04,000.00	15%	22,230.00	12,265.50	34,495.50	69,504.50	81,770.00
Sukam Invertor	6,500.00				6,500.00	40%	2,600.00	1,560.00	4,160.00	2,340.00	3,900.00
Exide Battery	41,000.00				41,000.00	40%	16,400.00	9,840.00	26,240.00	14,760.00	24,600.00
TOTAL [AC]	1,51,500.00	0.00	0.00		1,51,500.00		41,230.00	23,665.50	64,895.50	86,604.50	1,10,270.00
AD.ASSETS OUT OF ICS 2-VSO											
Fan Pedestal 400 MM (8 Nos)	22,686.00				22,686.00	15%	6,295.37	2,458.60	8,753.96	13,932.04	16,390.64
Iron Bed (20 Nos)	1,30,000.00				1,30,000.00	10%	24,700.00	10,530.00	35,230.00	94,770.00	1,05,300.00
CP Plus Fingerprint Time Attendance	1,600.00				1,600.00	15%	444.00	173.40	617.40	982.60	1,156.00
Folding Cot (14 Nos)	31,388.00				31,388.00	10%	4,551.26	2,683.67	7,234.93	24,153.07	26,836.74
Stand Fan	22,500.00				22,500.00	15%	4,809.38	2,653.59	7,462.97	15,037.03	17,690.63
TOTAL [AD]	2,08,174.00	0.00	0.00		2,08,174.00		40,800.00	18,499.26	59,299.26	1,48,874.74	1,67,374.00



NETWORK FOR ENTERPRISE ENHANCEMENT AND DEVELOPMENT SUPPORT (NEEDS)

REGD. OFFICE: BEHIND SBI TRAINING CENTRE, WILLIAMS TOWN, B. DEOGHAR, JHARKHAND – 814 143

ADMIN. OFFICE: TAPOWAN ROAD, DEOGHAR, JHARKHAND – 814 143

**ACCOUNTING POLICIES & NOTES TO ACCOUNT FORMING PART OF THE FINANCIAL STATEMENTS
[FOREIGN FUNDS] FOR THE FINANCIAL YEAR ENDED 31ST MARCH' 2020.**

A. SIGNIFICANT ACCOUNTING POLICIES:

1. Basis & System of Accounting:

The accounts of the Trust have been prepared on accrual basis and are in accordance with the normally accepted accounting principles.

2. Fixed Assets & Depreciation

i) Assets acquired during the year have been treated as Asset Fund.

ii) Depreciation on fixed assets as per the rates applicable under the Income Tax Act, 1961 has been charged in the accounts on the gross block of assets at the beginning of the year and additions thereon in the financial year.

iii) The assets procured during program implementation and handed over to beneficiaries as per terms and conditions of grant without any condition to return the same in any case, are charged to expenses in the financial statements.

iii) None of the fixed assets have not been revalued during the year.

3. Income Recognition

i) Restricted project grants are recognized as income on the basis of utilization and unrestricted project grants and donations are recognized as income on the basis of receipts in the financial year.

ii) Grants received during the year together with opening unspent grant pertaining to Foreign Fund and remaining unspent as at the close of the year have been treated as "Unspent Grant Balances" and suitably disclosed under Schedule D of the financial statements.

4. Accounting of Expenditure

i) Expenditure incurred during the year have been accounted for on accrual basis and expenses incurred on project funds have been detailed in Schedule L -1 to L - 12 of the financial statements.




ii) Expenditure incurred on projects in excess of grant received has been treated as "Grant Receivable" in anticipation of grant receivable in subsequent financial year and suitably disclosed under Schedule H of the financial statements.

B. NOTES TO ACCOUNT

1. Income and expenditure are generally disclosed as per grant terms and conditions attached to the budget and approved by the Donor agencies.
2. The Trust has complied with the funding/donor agency stipulations pertaining to reporting and accounting of interest wherever stipulated as per terms and conditions of grant. In absence of specific stipulations, interest earned on grant balances have been treated as unallocated interest and shown appropriately under Income & Expenditure Account of the financial statements.
3. The amounts written off during the year are as under:
 - i) Excess Liability Written Back: [CR] Rs.42696/-
 - ii) Grant Receivable Written Back: [DR] Rs.269/-
4. The Trust has complied with the applicable provisions of the Foreign Contribution (Regulation) Act' 2010 [As Amended] to the best of its knowledge and belief.
5. Previous year figures have been re-grouped and rearranged wherever found necessary.

For Jha & Associates
Chartered Accountants
Firm Registration Number: 01195C



Partner
Rajeev Kumar Jha
Membership Number: 079294

PLACE: PATNA
DATE: 28TH NOVEMBER'2020



For Network For Enterprise
Enhancement and Development
Support [NEEDS]



Murari Mohan Choudhury
Executive Director

