

JHA & ASSOCIATES
CHARTERED ACCOUNTANTS

NETWORK FOR ENTERPRISE ENHANCEMENT AND DEVELOPMENT SUPPORT (NEEDS)
REGD. OFFICE: TAPOWAN ROAD, DEOGHAR, JHARKHAND – 814 143

CERTIFICATE ON FC – 4

We have audited the accounts of NETWORK FOR ENTERPRISE ENHANCEMENT AND DEVELOPMENT SUPPORT (NEEDS), REGD. OFFICE: TAPOWAN ROAD, DEOGHAR, JHARKHAND – 814 413, Trust Registration No: 3017/175 for the year ending 31st March '2021 and examined all relevant books and vouchers and certify that according to the audited accounts:

- i) The brought forward foreign contribution at the beginning of the financial year was Rs. 13,20,338.26.
- ii) Foreign contributions of worth Rs.5,07,87,763.75 was received by the Trust during the financial year 2020 – 2021.
- iii) Interest accrued on foreign contribution and other income derived from foreign contribution or interest thereon of/worth Rs.5,54,429.00 was received by the Trust during the financial year 2020 – 2021.
- iv) The balance of unutilized foreign contribution with the Trust at the end of the financial year 2020 – 2021 was Rs. 3,15,13,729.33.
- v) Certified that the Trust has maintained the accounts of foreign contribution and records relating thereto in the manner specified in Section 19 of the Foreign Contribution (Regulation) Act, 2010 (42 of 2010) read with rule 16 of the Foreign Contribution (Regulation) Rules, 2011.
- vi) The information in this certificate and in the enclosed Balance Sheet and Statement of Receipt and Payment is correct as checked by us.
- vii) The Trust has utilized the foreign contribution received for the purpose(s) it is registered/~~granted~~ prior ~~permission~~ under Foreign Contribution (Regulation) Act, 2010

Grand Plaza, Frazer Road
Patna, August 31, 2021

For Jha & Associates
Chartered Accountants
Firm Registration Number: 01195C



[CA. Rajeev Kumar Jha]
Partner

(Membership Number: 079294)
UDIN: 21079294AAAAFA6855

**JHA & ASSOCIATES
CHARTERED ACCOUNTANTS**

INDEPENDENT AUDITORS' REPORT

Report on the Financial Statements

We have audited the accompanying financial statements of **FOREIGN FUNDS of NETWORK FOR ENTERPRISE ENHANCEMENT AND DEVELOPMENT SUPPORT (NEEDS)** which comprises the Receipts & Payment Account, Income & Expenditure Account and Balance Sheet for the financial year ended 31st March' 2021 annexed hereto and report that:

Legal Holders Responsibility for the Financial Statements

Legal Holder is responsible for the preparation of these financial statements that give a true and fair view of the financial position and financial performance in accordance with the accounting principles generally accepted in India. This responsibility includes the design, implementation and maintenance of internal control relevant to the preparation and presentation of the financial statements that give a true and fair view and are free from material misstatement, whether due to fraud or error.

Auditors' Responsibility

Our responsibility is to express an opinion on these financial statements based on our audit. We conducted our audit in the accordance with the Standards on Auditing issued by the Institute of Chartered Accountants of India. Those standards require that we comply with ethical requirements and plan and perform the audit to obtain reasonable assurance about whether the financial statements are free of material misstatements.

An audit involves performing procedures to obtain audit evidence about the amounts and disclosures in the financial statements. The procedures selected depend on the auditor's judgement, including the assessment of the risks of material misstatement of the financial statements, whether due to fraud or error. In making those risk assessments, the auditor considers internal control relevant to the Legal Holder's preparation and fair presentation of the financial statements in order to design audit procedures that are appropriate in the circumstances. An audit also includes evaluating the appropriateness of accounting policies used and the reasonableness of the accounting estimates made by Legal Holder, as well as evaluating the overall presentation of the financial statements.

We believe that the audit evidence we have obtained is sufficient and appropriate to provide a basis for our audit opinion.



JHA & ASSOCIATES
CHARTERED ACCOUNTANTS


Opinion

In our opinion and to the best of our information and according to the explanation given to us, the aforesaid financial statements read together with certificate on FC – 4 give the information required in the manner so required and give a true and fair view in conformity with the accounting principles generally accepted in India:

1. In the case of the Balance Sheet of the state of affairs of **FOREIGN FUNDS** for the financial year ended 31st March, 2021.
2. In the case of the Income & Expenditure Account of the excess of income over expenditure of **FOREIGN FUNDS** for the year ended on that date; and
3. In the case of the Receipts & Payments of the statement of funds flow of **FOREIGN FUNDS** for the year ended on that date

Grand Plaza, Frazer Road
Patna, August 31, 2021

For Jha & Associates
Chartered Accountant
Firm Registration Number: 01195C


(Rajeev Kumar Jha)

Partner

Membership Number: 079294
UDIN: 21079294AAAAFA6855



NETWORK FOR ENTERPRISE ENHANCEMENT AND DEVELOPMENT SUPPORT
 Regd. Office: Tapowan Road, Deoghar, Jharkhand - 814 143

FOREIGN FUNDS
BALANCE SHEET AS AT 31ST MARCH 2021

PARTICULARS	Schedule	As on 31.03.2021	As on 31.03.2020
		Amount (Rs.)	Amount (Rs.)
SOURCES OF FUNDS			
CAPITAL FUNDS			
Corpus Fund	A	10,56,721.85	10,56,721.85
Asset Fund	B	33,83,667.83	35,96,131.32
CURRENT LAIBILITIES & PROVISIONS			
Current Liabilities	C	10,42,554.00	6,15,703.00
Unspent Grant Balances	D	3,09,83,601.60	31,27,273.88
INCOME AND EXPENDITURE ACCOUNT		5,49,407.18	4,98,444.18
TOTAL		3,70,15,952.46	88,94,274.23
APPLICATION OF FUNDS			
FIXED ASSETS			
	E	33,83,667.83	35,96,131.32
CURRENT ASSETS, LOANS & ADVANCES & RECEIVABLES			
Cash and Bank Balances	F	18,08,238.63	11,62,536.68
Short Term Deposit with Banks (Auto Sweep Account)		3,05,31,689.00	4,35,529.00
Loans and Advances Receivable	G	11,01,398.60	12,20,868.48
Grant Receivable	H	1,31,671.40	24,17,771.75
TDS Receivable	I	59,287.00	61,437.00
TOTAL		3,70,15,952.46	88,94,274.23

Schedules referred above form an integral part of the Balance Sheet.

In terms of our separate report of even date

For Jha & Associates
 Chartered Accountants

Firm Registration Number: 01195C



Partner
 Rajeev Kumar Jha
 Membership Number: 079294



For Network For Enterprise
 Enhancement And Development
 Support (NEEDS)




Murari Mohan Choudhury
 Executive Director

PLACE : PATNA

DATE: 31ST AUGUST' 2021

NETWORK FOR ENTERPRISE ENHANCEMENT AND DEVELOPMENT SUPPORT [NEEDS]
 Regd. Office: Tapowan Road, Deoghar, Jharkhand - 814 143

FOREIGN FUNDS
INCOME AND EXPENDITURE ACCOUNT FOR THE YEAR ENDED 31ST MARCH 2021

PARTICULARS	Schedule	As on 31.03.2021	As on 31.03.2020
		Amount (Rs.)	Amount (Rs.)
INCOME			
Grant-in-Aid	J	2,06,45,335.68	3,17,19,542.18
Bank Interest	K	5,54,429.00	2,82,224.00
Other Income		4,40,616.00	1,90,469.08
Excess Liabilities Written Back		-	42,695.92
TOTAL: Rs.		2,16,40,380.68	3,22,34,931.18
EXPENDITURE			
Programme Expenses			
Comprehensive civil society response to accelerate Sexual and Reproductive Health and Rights of Young People in India (Amplifying change Phase II)-Bihar Voluntary Health Association (BVHA)	L1	10,15,660.00	13,37,730.00
ODF Sustainability and Menstrual Health Management Program-Clin	L2	-	11,67,453.00
Sport for Change-KFB Austria	L3	17,81,102.00	3,08,602.00
Go Girl Go Phase II-DKA Austria	L4	2,48,100.82	6,97,883.00
Advance Family Planning-PAI (Opportunity Fund)	L5	8,95,919.80	21,90,608.00
Improving the Lives of Adolescent Girls in Jharkhand-Quest Alliance	L6	42,62,118.00	98,99,483.50
More Than Bride-SIMAVI Netherlands	L7	76,32,537.00	1,32,23,085.00
Accelerating Growth of Lakhpati Kisans to Ensure Enhanced Income and Quality of Life in Focused Geography of Jharkhand (Palojori, Deoghar District) Sustain + (CInI Tata Trust)	L8	22,30,145.00	-
Women's Entrepreneur Collective-International Initiative for Impact Evaluation (3ie)	L9	7,87,121.00	-
Making the Most of What We Know (MMWWK) from the More than Brides Alliance-Small Grant-SIMAVI Netherlands	L10	7,60,983.63	-
Making the Most of What We Know (MMWWK) from The More Than Brides Alliance -Flex Fund-SIMAVI Netherlands	L11	12,94,617.00	-
Making the Most of What We Know (MMWWK) from The More Than Brides Alliance-Spark Fund-SIMAVI Netherlands	L12	2,57,500.00	-
Green College initiative-Welthungerhilfe	L13	-	28,09,119.00
Grant Refunded During the year	M	8,434.43	2,02,223.00
Grant Receivable Written Off		-	269.25
FC Other Expenses		4,15,179.00	91,003.45
Excess of Income Over Expenditure		50,963.00	3,07,471.98
TOTAL: Rs.		2,16,40,380.68	3,22,34,931.18

Schedules referred above form an integral part of the Income and Expenditure Account.

In terms of our separate report of even date

For Jha & Associates

Chartered Accountants

Firm Registration Number: 01195C

Partner

Rajeev Kumar Jha

Membership Number: 079294

PLACE : PATNA

DATE: 31ST AUGUST' 2021



For Network For Enterprise
 Enhancement And Development
 Support [NEEDS]



Murari Mohan Choudhury
 Executive Director

NETWORK FOR ENTERPRISE ENHANCEMENT AND DEVELOPMENT SUPPORT
Regd. Office: Tapowan Road, Deoghar, Jharkhand - 814 143

FOREIGN FUNDS
RECEIPTS AND PAYMENTS ACCOUNT FOR THE YEAR ENDED 31ST MARCH 2021

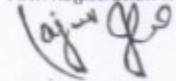
PARTICULARS	Schedule	As on 31.03.2021	As on 31.03.2020
		Amount (Rs.)	Amount (Rs.)
I. RECEIPTS			
Opening Balance			
Cash at Bank		11,62,536.68	9,07,225.70
Short Term Deposit with Banks (Auto Sweep Account)		4,35,529.00	53,71,432.00
Grant Received During the Year	J1	4,83,69,992.00	2,62,62,568.70
Receivable Grant Received During the Year		24,17,771.75	10,02,192.00
Other Receipts		4,40,616.00	1,90,469.08
Interest Received	K	5,54,429.00	2,82,224.00
TDS Refunded	I	33,743.00	42,119.00
Advance Recovered		5,20,677.45	77,008.00
TOTAL: Rs.		5,39,35,294.88	3,41,35,238.48
II. PAYMENT			
Programme Payments		2,09,68,009.25	3,10,86,468.80
Programme Advance		3,99,611.57	8,73,836.00
Other Payments		-	37,436.00
TDS Paid	I	31,593.00	19,032.00
Repayment of Liabilities		1,87,719.00	3,18,177.00
Grant Refunded	M	8,434.43	2,02,223.00
Closing Balance			
Cash at Bank	F	18,08,238.63	11,62,536.68
Short Term Deposit with Banks (Auto Sweep Account)		3,05,31,689.00	4,35,529.00
TOTAL: Rs.		5,39,35,294.88	3,41,35,238.48

Schedules referred above form an integral part of the Receipts and Payments Account.

In terms of our separate report of even date

For Jha & Associates
 Chartered Accountants

Firm Registration Number: 01195C




Partner
 Rajeev Kumar Jha
 Membership Number: 079294



PLACE : PATNA
 DATE: 31ST AUGUST' 2021

For Network For Enterprise
 Enhancement And Development
 Support (NEEDS)

Murari Mohan Choudhury
 Executive Director

NETWORK FOR ENTERPRISE ENHANCEMENT AND DEVELOPMENT SUPPORT
 Regd. Office: Tapowan Road, Deoghar, Jharkhand - 814 143

Schedules forming part of Financial Statement (FOREIGN FUNDS) for the year ended 31st March 2021

A. CORPUS FUND	Group No.	As on 31.03.2021	As on 31.03.2020
		Amount (Rs.)	Amount (Rs.)
Opening Balance		10,56,721.85	10,56,721.85
Add: Addition during the year		-	-
Less: Utilised during the year		-	-
Total (Rs.)		10,56,721.85	10,56,721.85
B. ASSET FUND			
Opening Balance		35,96,131.32	39,17,503.54
Add: Addition during the year		2,92,000.00	1,92,374.00
Less: Adjustment during the year		-	0.42
Less: Depreciation Transferred from Income & Expenditure Account		5,04,463.49	5,13,745.80
Total (Rs.)		33,83,667.83	35,96,131.32
C. CURRENT LIABILITIES			
Staff Payable		600.00	27,714.00
Salary Payable		10,148.00	22,000.00
Needs Vehicle Payable		-	22,747.00
Expenses Payable		6,70,460.00	1,57,242.00
Payable Girls Champions		-	3,500.00
Advance Received against Land		3,51,000.00	3,51,000.00
TDS Payable		-	2,331.00
Audit Fees Payable		-	29,169.00
Legal & Statutory Payables		10,346.00	-
Total (Rs.)		10,42,554.00	6,15,703.00
D. UNSPENT GRANT			
Comprehensive civil society response to accelerate Sexual and Reproductive Health and Rights of Young People in India (Amplifying change Phase II)-Bihar Voluntary Health Association (BVHA)	D1		
Opening Balance		5,15,660.00	6,70,990.00
Add: Grant received during the year		5,00,000.00	11,82,400.00
Less: Grant Utilised During the year		10,15,660.00	13,37,730.00
Sub Total (Rs.)		-	5,15,660.00
Ensuring Behaviour Change and access to safe drinking water and sanitation-CInI	D2		
Opening Balance		-	61,989.00
Add: Grant received during the year		-	-
Add: Bank Interest		-	-
Less: Grant Refund During the year		-	61,989.00
Sub Total (Rs.)		-	-



PARTICULARS	Group No.	As on 31.03.2021	As on 31.03.2020
		Amount (Rs.)	Amount (Rs.)
ODF Sustainability and Menstrual Health Management Program-CInI			
Opening Balance		-	-
Add: Grant received during the year		-	13,04,466.00
Add: Bank Interest		-	3,221.00
Less: Grant Utilised During the year		-	11,67,453.00
Less: Grant Refund During the year		-	1,40,234.00
Sub Total (Rs.)		-	-
Go Girl Go Phase II-DKA Austria			
Opening Balance		2,48,100.82	9,33,467.50
Add: Grant received during the year		-	-
Add: Bank Interest		-	12,516.32
Less: Grant Utilised During the year		2,48,100.82	6,97,883.00
Sub Total (Rs.)		-	2,48,100.82
Advance Family Planning-Population Action International (Opportunity Fund)			
Opening Balance		9,49,189.74	30,80,042.74
Add: Grant received during the year		-	-
Add: Bank Interest		28,603.00	59,755.00
Less: Grant Utilised During the year		8,95,919.80	21,90,608.00
Sub Total (Rs.)		81,872.94	9,49,189.74
Sports for Change - KFB Austria			
Opening Balance	D6	14,05,888.89	-
Add: Grant received during the year		21,98,082.36	16,91,958.89
Add: Bank Interest		43,337.00	22,532.00
Less: Grant Utilised During the year		17,81,102.00	3,08,602.00
Sub Total (Rs.)		18,66,206.25	14,05,888.89
Accelerating Growth of Lakhpati Kisans to Ensure Enhanced Income and Quality of Life in Focused Geography of Jharkhand (Palojori, Deoghar District) Sustain+ (CInI Tata Trust)			
Opening Balance	D7	-	-
Add: Grant received during the year		2,85,11,700.00	-
Add: Bank Interest		4,46,530.00	-
Less: Grant Utilised During the year		22,30,145.00	-
Sub Total (Rs.)		2,67,28,085.00	-
Women's Entrepreneur Collective-International Initiative for Impact Evaluation (3ie)			
Opening Balance	D8	-	-
Add: Grant received during the year		21,57,700.63	-
Add: Bank Interest		6,471.00	-
Less: Grant Utilised During the year		7,87,121.00	-
Sub Total (Rs.)		13,77,050.63	-
Making the Most of What We Know (MMWWK) from the More than Brides Alliance-Small Grant-SIMAVI Netherlands			
Opening Balance		-	-
Add: Grant received during the year		7,60,983.63	-
Less: Grant Utilised During the year		7,60,983.63	-
Sub Total (Rs.)		-	-



Making the Most of What We Know (MMWWK) from The More Than Brides Alliance-Flex Fund-SIMAVI Netherlands			
Opening Balance	D10	-	-
Add: Grant received during the year		22,21,971.57	-
Less: Grant Utilised During the year		12,94,617.00	-
Sub Total (Rs.)		9,27,354.57	-
Making the Most of What We Know (MMWWK) from The More Than Brides Alliance-Spark Fund-SIMAVI Netherlands			
Opening Balance	D11	-	-
Add: Grant received during the year		2,60,532.21	-
Less: Grant Utilised During the year		2,57,500.00	-
Sub Total (Rs.)		3,032.21	-
PARTICULARS	Group No.	As on 31.03.2021 Amount (Rs.)	As on 31.03.2020 Amount (Rs.)
The Green College initiative-Welthungerhilfe			
Opening Balance	D12	8,434.43	6,97,639.93
Add: Grant received during the year		-	21,11,478.50
Add: Bank Interest		-	8,435.00
Less: Grant Utilised During the year			28,09,119.00
Less: Grant transferred to NGO		8,434.43	
Sub Total (Rs.)		(0.00)	8,434.43
Total (Rs.)		3,09,83,601.60	31,27,273.88
E. FIXED ASSETS			
Gross Block	N	98,84,357.00	95,92,357.00
Less: Accumulated Depreciation		65,00,689.17	59,96,225.68
Net Block Total (Rs.)		33,83,667.83	35,96,131.32
F. CASH AND BANK BALANCES			
Cash in Hand		-	-
Cash at Bank			
Axis Bank Ltd [FCRA]-634010100004862		18,00,825.20	11,47,683.25
Axis Bank Ltd [FCRA-Utilization]-915010030808610		7,344.00	4,984.00
IDBI Bank [WHH]-728104000080103		69.43	9,869.43
Total (Rs.)		18,08,238.63	11,62,536.68
G. LOANS AND ADVANCES RECEIVABLE			
General Fund		9,87,798.60	11,80,599.48
SRHR 2		-	13,765.00
Other Advances		57,641.00	13,739.00
Legal & Statutory Advance		13,853.00	-
Staff Advance		42,106.00	12,765.00
Total (Rs.)		11,01,398.60	12,20,868.48



PARTICULARS	Group No.	As on 31.03.2021	As on 31.03.2020
		Amount (Rs.)	Amount (Rs.)
H. GRANT RECEIVABLE			
Advocacy project on Quality of Care in MNH for Jharkhand-Centre for Catalysing Change			
Opening Balance		-	269.25
Less: Receivable Grant received during the year		-	-
Add: Grant received during the year		-	-
Add: Bank Interest		-	-
Less: Grant Utilised During the year		-	-
Less: No Longer Receivable Written Off		-	269.25
Sub Total (Rs.)		-	-
Improving the lives of adolescent girls in Jharkhand-Quest Alliance			
Opening Balance		-	8,79,795.15
Less: Receivable Grant received during the year		-	8,79,795.00
Less: Previous Year Receivable grant adjusted	H2	-	0.15
Add: Grant received during the year		42,58,156.00	98,89,299.00
Add: Bank Interest		3,962.00	10,185.00
Less: Grant Utilised During the year		42,62,118.00	98,99,483.50
Less: No Longer Payable Written Back		-	0.50
Sub Total (Rs.)		-	-
More Than Bride-SIMAVI Netherlands			
Opening Balance		24,17,771.75	7,22,346.94
Less: Receivable Grant Received During the Year	H3	24,17,771.75	-
Add: Grant Received During the Year		75,00,865.60	1,00,82,966.31
Less: Grant Utilised During the Year		76,32,537.00	1,32,23,085.00
Sub Total (Rs.)		1,31,671.40	24,17,771.75
International Citizen Services (ICS)-VSO India Trust			
Opening Balance		-	1,22,397.00
Less: Receivable Grant Received During the Year	H4	-	1,22,397.00
Add: Grant Received During the Year		-	-
Less: Grant Utilised During the Year		-	-
Sub Total (Rs.)		-	-
Total (Rs.)		1,31,671.40	24,17,771.75
I. TAX DEDUCTED AT SOURCE RECEIVABLE			
Opening Balance		61,437.00	84,524.00
TDS Receivable During the Year		31,593.00	19,032.00
Less: TDS Received During the Year		33,743.00	42,119.00
Total (Rs.)		59,287.00	61,437.00



J. Grant-in-Aid	Group No.	As on 31.03.2021	As on 31.03.2020
		Amount (Rs.)	Amount (Rs.)
Grant received during the year	J1	4,83,69,992.00	2,62,62,568.70
Add: Unspent Grant of the Previous Year		31,27,273.88	61,66,476.11
Add: Grant Receivable during the year	H	1,31,671.40	24,17,771.75
Less: Previous Year Receivable Grant yet not received		-	-
Less: Unspent Grant during the year	D	3,09,83,601.60	31,27,273.88
Less: Amount No longer payable written back		-	0.50
Add: Amount No longer receivable written off		-	-
Total (Rs.)		2,06,45,335.68	3,17,19,542.18
J1. GRANT RECEIVED DURING THE YEAR			
Comprehensive civil society response to accelerate Sexual and Reproductive Health and Rights of Young People in India (Amplifying change Phase II)-Bihar Voluntary Health Association (BVHA)		5,00,000.00	11,82,400.00
ODF Sustainability and Menstrual Health Management Program-CInI		-	13,04,466.00
Sports for Change -KFB Austria		21,98,082.36	16,91,958.89
Improving the lives of adolescent girls in Jharkhand-Quest Alliance		42,58,156.00	98,89,299.00
More Than Bride-SIMAVI Netherlands		75,00,865.60	1,00,82,966.31
Accelerating Growth of Lakhpati Kisans to Ensure Enhanced Income and Quality of Life in Focused Geography of Jharkhand (Palojori, Deoghar District) Sustain+ (CInI Tata Trust)		2,85,11,700.00	-
Women's Entrepreneur Collective-International Initiative for Impact Evaluation (3ie)		21,57,700.63	-
Making the Most of What We Know (MMWWK) from the More than Brides Alliance-Small Grant-SIMAVI Netherlands		7,60,983.63	-
Making the Most of What We Know (MMWWK) from The More Than Brides Alliance-Flex Fund-SIMAVI Netherlands		22,21,971.57	-
Making the Most of What We Know (MMWWK) from The More Than Brides Alliance-Spark Fund-SIMAVI Netherlands		2,60,532.21	-
The Green College initiative-Welthungerhilfe		-	21,11,478.50
Total (Rs.)		4,83,69,992.00	2,62,62,568.70
K. BANK INTEREST RECEIVED			
Allocated Interest:			
ODF Sustainability and Menstrual Health Management Program-CInI		-	3,221.00
Sports for Change -KFB Austria		43,337.00	22,532.00
Go Girl Go Phase II-DKA Austria		-	12,516.32
Improving the lives of adolescent girls in Jharkhand-Quest Alliance		3,962.00	10,185.00
Advance Family Planning-Population Action International (Opportunity Fund)		28,603.00	59,755.00
Accelerating Growth of Lakhpati Kisans to Ensure Enhanced Income and Quality of Life in Focused Geography of Jharkhand (Palojori, Deoghar District) Sustain+ (CInI Tata Trust)		4,46,530.00	-
Women's Entrepreneur Collective-International Initiative for Impact Evaluation (3ie)		6,471.00	-
The Green College initiative-Welthungerhilfe		-	8,435.00
Unallocated Interest		25,526.00	1,65,579.68
Total (Rs.)		5,54,429.00	2,82,224.00



L. PROGRAMME EXPENSES	Group No.	As on 31.03.2021	As on 31.03.2020
		Amount (Rs.)	Amount (Rs.)
Comprehensive Civil Society Response to Accelerate Sexual and Reproductive Health and Rights of Young People in India (Amplifying change Phase ii)-Bihar Voluntary Health Association (BVHA)	L1		
Capacity Building & Support		5,74,468.00	6,27,814.00
Building and Collecting Evidence		-	1,29,897.00
Enhancing Communication & Straight Advocacy		2,40,000.00	2,40,000.00
Coordination & Monitoring and Learning		-	63,786.00
Core Funding		2,01,192.00	2,76,233.00
Total (Rs.)		10,15,660.00	13,37,730.00
ODF Sustainability and Menstrual Health Management Program-CInI SLWM Including Grey Water and Solid Waste at Village Level	L2		
Purification Solutions for Drinking Water		-	-
Menstrual health Management		-	2,82,888.00
Menstrual hygiene demonstrations		-	13,612.00
Development Support Cost(HR, Travel, Admin etc.)		-	-
Human Resource Cost		-	8,44,715.00
Admin and Travel		-	26,238.00
Total (Rs.)		-	11,67,453.00
Sports for Change - KFB Austria	L3		
Personnel costs		7,22,521.00	1,57,478.00
Administration / Overheads		2,08,459.00	50,252.00
Program Cost		8,50,122.00	1,00,872.00
Acquisitions / Infrastructure		-	-
Total (Rs.)		17,81,102.00	3,08,602.00
Go Girl Go Phase II-DKA Austria	L4		
Personnel costs		-	1,36,651.00
Administration / Overheads		-	84,349.00
Program Cost		-	4,76,883.00
Expenditure under Unspent Fund		2,48,100.82	-
Total (Rs.)		2,48,100.82	6,97,883.00
International	L5		
Activities/Workshops		8,95,919.80	2,26,061.00
Personnel Cost		-	17,30,161.00
Indirect Cost		-	2,34,386.00
Total (Rs.)		8,95,919.80	21,90,608.00
Improving the lives of adolescent girls in Jharkhand-Quest Alliance	L6		
Personnel Cost		42,62,118.00	68,46,826.00
Field Travel		-	6,60,276.00
Activities/Workshops		-	18,32,033.50
Administrative Cost		-	5,60,348.00
Total (Rs.)		42,62,118.00	98,99,483.50



PARTICULARS	Group No.	As on 31.03.2021	As on 31.03.2020
		Amount (Rs.)	Amount (Rs.)
More Than Bride-SIMAVI Netherlands			
Programme Cost		76,32,537.00	89,74,250.00
Human Resource Cost		-	29,09,961.00
Administrative Cost		-	5,35,590.00
Joint Alliance Activity Cost		-	4,72,028.00
Joint Alliance Advocacy Cost		-	3,31,256.00
Total (Rs.)		76,32,537.00	1,32,23,085.00
Accelerating Growth of Lakhpati Kisans to Ensure Enhanced Income and Quality of Life in Focused Geography of Jharkhand (Palojori, Deoghar District) Sustain+ (CInl Tata Trust)			
PERSONNEL			
Program		9,65,454.00	-
Admin		3,63,032.00	-
CAPITAL COST			
PROGRAM COST			
Training & Capacity Building		4,479.00	-
Solar lift irrigation system		7,80,000.00	-
Vaccination chamber		-	-
Cold Storage (5 MT)		-	-
Drinking Water		-	-
Solar Repellers / Fence Guard		-	-
OVERHEAD COST		1,17,180.00	-
Total (Rs.)		22,30,145.00	-
Women's Entrepreneur Collective-International Initiative for Impact Evaluation (3ie)			
Personnel		4,73,357.00	-
Consultancy		1,77,408.00	-
Travel		24,265.00	-
Survey Cost		-	-
Other direct cost		9,423.00	-
Equipment		-	-
Grantee Indirect Cost		1,02,668.00	-
Total (Rs.)		7,87,121.00	-
Making the Most of What We Know (MMWWK) from the More than Brides Alliance-Small Grant-SIMAVI Netherlands			
Grant transfer to Sub Grantee		7,17,888.00	-
Stipend of LSF of Grant Committee		6,866.00	-
Admin Cost		36,229.63	-
Total (Rs.)		7,60,983.63	-
Making the Most of What We Know (MMWWK) from The More Than Brides Alliance-Flex Fund-SIMAVI Netherlands			
Project Management Human Resources		2,58,007.00	-
Create and gather evidence (budget line communications)		3,068.00	-
Learning workshop international) (national and international budget line m		1,50,000.00	-
Organize the Country section of the international event		8,83,542.00	-
Total (Rs.)		12,94,617.00	-



PARTICULARS	Group No.	As on 31.03.2021	As on 31.03.2020
		Amount (Rs.)	Amount (Rs.)
Making the Most of What We Know (MMWWK) from The More Than Brides Alliance-Spark Fund-SIMAVI Netherlands	L12		
Local Travel		43,383.00	-
Event/Workshop		84,617.00	-
Communication		40,000.00	-
External resources		89,500.00	-
Total (Rs.)		2,57,500.00	-
The Green College initiative - Welthungerhilfe	L13		
Investment Cost		-	-
Running Project Cost		-	2,34,718.00
Personal Cost		-	6,19,222.00
Project Support Cost		-	19,34,129.00
Public Relations Cost	-	21,050.00	
Total (Rs.)		-	28,09,119.00
Sub Total (Rs.)		2,11,65,804.25	3,16,33,963.50
M. GRANT REFUNDED DURING THE YEAR			
ODF Sustainability and Menstrual Health Management Program-Cinl		-	1,40,234.00
Ensuring Behaviour Change and access to safe drinking water and sanitation-Cinl		-	61,989.00
The Green College initiative - Welthungerhilfe		8,434.43	-
Total (Rs.)		8,434.43	2,02,223.00



NETWORK FOR ENTERPRISE ENHANCEMENT AND DEVELOPMENT SUPPORT (NEEDS)
 Regd. Office: Behind SBI Training Centre, Williams Town, B.Deoghar-814112 (Jharkhand)
 Admin. Office: Tapowan Road, Deoghar, Jharkhand -814 143

FOREIGN FUNDS

SCHEDULE (N):- FIXED ASSETS

PARTICULARS	GROSS BLOCK		ADD.	DEL.	AS AT 31.03.2021	DEPRECIATION			NET BLOCK		
	AS AT 01.04.2020					RATE OF DEP.	AS AT 01.04.2020	DURING THE YEAR	AS AT 31.03.2021	AS AT 31.03.2021	AS AT 31.03.2020
A. ASSETS OUT OF KFO GRANT											
Building	6,61,141.00				6,61,141.00	0.10	3,97,926.24	26,321.48	4,24,247.72	2,36,893.28	2,63,214.76
Furniture & Fixture	16,564.00				16,564.00	0.10	14,883.05	168.09	15,051.15	1,512.85	1,680.95
Acquaguard	5,200.00				5,200.00	0.15	5,198.00	-	5,198.00	2.00	2.00
Stabilizer	2,686.00				2,686.00	0.15	2,684.00	-	2,684.00	2.00	2.00
Motor Cycle	48,000.00				48,000.00	0.15	46,706.75	193.99	46,900.74	1,099.26	1,293.25
TOTAL [A]	7,33,591.00	0.00	0.00	7,33,591.00	4,67,398.05	26,683.56	4,94,081.61	2,39,509.39	2,66,192.95		
B. ASSETS OUT OF SIMAVI GRANT											
Health Equipment	1,07,626.00				1,07,626.00	0.15	1,02,959.91	699.91	1,03,659.82	3,966.18	4,666.09
Furniture & fixture	12,143.00				12,143.00	0.10	10,436.54	170.65	10,607.19	1,535.81	1,706.46
Vehicle	2,53,319.00				2,53,319.00	0.15	2,04,403.00	-	2,04,403.00	48,916.00	48,916.00
Computer with power backup	43,800.00				43,800.00	0.40	43,792.77	2.89	43,795.66	4.34	7.23
Sanitation Park- Palajori	3,83,005.00				3,83,005.00	-	-	-	-	3,83,005.00	3,83,005.00
TOTAL [B]	7,99,893.00	0.00	0.00	7,99,893.00	3,61,592.21	873.45	3,62,465.67	4,37,427.33	4,38,300.79		
C. ASSETS OUT OF NFI GRANT											
Building	84,675.00				84,675.00	0.10	67,241.08	1,743.39	68,984.47	15,690.53	17,433.92
Computer	78,013.00				78,013.00	0.40	78,011.00		78,011.00	2.00	2.00
Other Equipment	76,387.00				76,387.00	0.15	68,536.63	1,177.56	69,714.19	6,672.81	7,850.37
Vehicle	55,180.00				55,180.00	0.15	53,120.39	308.94	53,429.33	1,750.67	2,059.61
TOTAL [C]	2,94,255.00	0.00	0.00	2,94,255.00	2,66,909.10	3,229.89	2,70,138.99	24,116.01	27,345.90		
D. ASSETS OUT OF MISEREOR GRANT											
Computer Power Backup	37,500.00				37,500.00	0.15	35,332.14	325.18	35,657.32	1,842.68	2,167.86
Laptop	32,500.00				32,500.00	0.40	32,498.00		32,498.00	2.00	2.00
Motor Cycle	53,000.00				53,000.00	0.15	49,514.38	522.84	50,037.23	2,962.77	3,485.62
Display Board	16,500.00				16,500.00	0.10	14,376.36	212.36	14,588.73	1,911.27	2,123.64
Cycle	8,860.00				8,860.00	0.15	8,238.08	93.29	8,331.37	528.63	621.92
TOTAL [D]	1,48,360.00	0.00	0.00	1,48,360.00	1,39,958.97	1,153.67	1,41,112.64	7,247.36	8,401.03		
E. ASSETS OUT OF IIE GRANT											
Computer	37,000.00				37,000.00	0.40	37,000.00	-	37,000.00	-	-
TOTAL [E]	37,000.00	0.00	0.00	37,000.00	37,000.00	-	37,000.00	-	-		



FOREIGN FUNDS

SCHEDULE [N]- FIXED ASSETS

PARTICULARS	GROSS BLOCK		ADD.	DEL.	AS AT 31.03.2021	DEPRECIATION			NET BLOCK	
	AS AT 01.04.2020					RATE OF DEP.	AS AT 01.04.2020	DURING THE YEAR	AS AT 31.03.2021	AS AT 31.03.2021
F. ASSETS OUT OF SKN GRANT										
Laptop Computer	41,189.00				41,189.00	0.40	41,187.00		41,187.00	2.00
Desk Top Computer	28,590.00				28,590.00	0.40	28,553.65	14.54	28,568.19	21.81
Building (Education Resource Centre)	3,42,159.00				3,42,159.00		-	-	-	3,42,159.00
TOTAL [F]	4,11,938.00	0.00	0.00	4,11,938.00	69,740.65	14.54	69,755.19	3,42,182.81	3,42,197.35	
G. ASSETS OUT OF UNITUS GRANT										
Computer	49,000.00				49,000.00	0.40	49,000.00	-	49,000.00	-
TOTAL [G]	49,000.00	0.00	0.00	49,000.00	49,000.00	-	49,000.00	-	-	
H. ASSETS OUT OF DFID GRANT										
Computer	4,93,213.00				4,93,213.00	0.40	4,93,211.00		4,93,211.00	2.00
Furniture & Fixture	3,994.00				3,994.00	0.10	3,992.00		3,992.00	2.00
Motor Cycle	1,92,193.00				1,92,193.00	0.15	1,88,304.97	583.21	1,88,888.17	3,304.83
TOTAL [H]	6,89,400.00	0.00	0.00	6,89,400.00	6,85,507.97	583.21	6,86,091.17	3,308.83	3,892.03	
I. ASSETS OUT OF MNH-SIMAVI GRANT										
Furniture & Fixture	1,58,367.00				1,58,367.00	0.10	97,008.42	6,135.86	1,03,144.27	55,222.73
Laptop	94,800.00				94,800.00	0.40	94,744.09	22.37	94,766.45	33.55
Computer Power Backup	97,850.00				97,850.00	0.40	97,511.04	135.59	97,646.62	203.38
Printer HP	5,300.00				5,300.00	0.40	5,280.46	7.82	5,288.28	11.72
DLP Projector	34,990.00				34,990.00	0.15	26,885.43	1,215.68	28,101.12	6,888.88
Motorbike	46,100.00				46,100.00	0.15	33,538.23	1,884.26	35,422.50	10,677.50
Motorbike	28,000.00				28,000.00	0.15	19,023.84	1,346.42	20,370.27	7,629.73
Dell Monitor	4,600.00				4,600.00	0.40	4,583.04	6.78	4,589.83	10.17
Scanning Machine	5,999.00				5,999.00	0.15	5,954.61	6.66	5,961.27	37.73
Dell LED Monitor	4,800.00				4,800.00	0.40	4,769.03	12.39	4,781.42	18.58
EPSON M200 Printer	4,800.00				4,800.00	0.40	4,722.59	30.97	4,753.55	46.45
EPSON L550 Printer	5,000.00				5,000.00	0.40	4,919.36	32.26	4,951.62	48.38
EPABX Extension & 12 set Telephone	46,620.00				46,620.00	0.15	27,485.87	2,870.12	30,355.99	16,264.01
Sukam Invertor 1400 VA	7,400.00				7,400.00	0.15	4,362.84	455.57	4,818.41	2,581.59
CC TV Camera	6,400.00				6,400.00	0.15	3,560.29	425.96	3,986.24	2,413.76
Sound system with echo	6,612.00				6,612.00	0.15	3,137.65	521.15	3,658.81	2,953.19
TOTAL [I]	5,57,638.00	0.00	0.00	5,57,638.00	4,37,486.79	15,109.85	4,52,596.64	1,05,041.36	1,20,151.21	



FOREIGN FUNDS

SCHEDULE [N]:- FIXED ASSETS

PARTICULARS	GROSS BLOCK		ADD.	DEL.	AS AT 31.03.2021	DEPRECIATION			NET BLOCK		
	AS AT 01.04.2020					RATE OF DEP.	AS AT 01.04.2020	DURING THE YEAR	AS AT 31.03.2021	AS AT 31.03.2021	AS AT 31.03.2020
J. ASSETS OUT OF MFM-SIMAVI GRANT											
Laptop Computer	82,800.00				82,800.00	0.40	82,538.78	104.49	82,643.27	156.73	261.22
TOTAL [J]	82,800.00	0.00	0.00	82,800.00	82,800.00		82,538.78	104.49	82,643.27	156.73	261.22
K. ASSETS OUT OF SAVE THE CHILDREN											
Laptop Computer	29,500.00				29,500.00	0.40	29,456.50	17.40	29,473.90	26.10	43.50
HP Lazer Printer	6,700.00				6,700.00	0.40	6,690.12	3.95	6,694.07	5.93	9.88
Camera	6,990.00				6,990.00	0.15	4,353.72	395.44	4,749.17	2,240.83	2,636.28
CC TV Camera	1,200.00				1,200.00	0.15	707.49	73.88	781.36	418.64	492.51
TOTAL [K]	44,390.00	0.00	0.00	44,390.00	44,390.00		41,207.83	490.67	41,698.50	2,691.50	3,182.17
L. ASSETS OUT OF VSO-ICS GRANT											
Furniture and Fixture	5,016.00				5,016.00	0.10	2,617.08	239.89	2,856.97	2,159.03	2,398.92
Desk Top Computer	25,600.00				25,600.00	0.40	25,505.63	37.75	25,543.38	56.62	94.37
Laptop	70,100.00				70,100.00	0.40	69,841.58	103.37	69,944.95	155.05	258.42
TOTAL [L]	1,00,716.00	0.00	0.00	1,00,716.00	1,00,716.00		97,964.29	381.01	98,345.29	2,370.71	2,751.71
M. ASSETS OUT OF VSO-DRISHTEE											
Laptop	4,22,000.00				4,22,000.00	0.40	4,19,277.59	1,088.96	4,20,366.56	1,633.44	2,722.41
Desk Top Computer	52,000.00				52,000.00	0.40	51,664.54	134.18	51,798.72	201.28	335.46
Furniture and Fixture	7,000.00				7,000.00	0.10	3,465.92	353.41	3,819.33	3,180.67	3,534.08
Braille Printer	2,27,300.00				2,27,300.00	0.40	2,25,833.64	586.54	2,26,420.19	879.81	1,466.36
Baraille Printer Software	50,600.00				50,600.00	0.40	50,273.57	130.57	50,404.14	195.86	326.43
Stabilizer	6,800.00				6,800.00	0.15	4,427.73	355.84	4,783.57	2,016.43	2,372.27
TOTAL [M]	7,65,700.00	0.00	0.00	7,65,700.00	7,65,700.00		7,54,942.99	2,649.51	7,57,592.50	8,107.50	10,757.01
N. ASSETS OUT OF Trickle Up Godda											
Luminous UPS	4,800.00				4,800.00	0.15	3,125.46	251.18	3,376.64	1,423.36	1,674.54
TVS Star City 110 CC Motorbike	50,295.00				50,295.00	0.15	31,326.27	2,845.31	34,171.58	16,123.42	18,968.73
EPSON L550 Printer	5,000.00				5,000.00	0.40	4,919.36	32.26	4,951.62	48.38	80.64
TOTAL [N]	60,095.00	0.00	0.00	60,095.00	60,095.00		39,371.08	3,128.75	42,499.83	17,595.17	20,723.92
O. ASSETS OUT OF WHH GRANT											
By Cycle	17,325.00				17,325.00	0.15	11,280.33	906.70	12,187.03	5,137.97	6,044.67
Motor Cycle	66,168.00				66,168.00	0.15	43,084.56	3,462.52	46,547.08	19,620.92	23,083.44
Digital Camera	24,600.00				24,600.00	0.15	16,017.96	1,287.31	17,305.27	7,294.73	8,582.04
Furniture & Fixtures	50,388.00				50,388.00	0.15	32,809.44	2,636.78	35,446.22	14,941.78	17,578.56



FOREIGN FUNDS

SCHEDULE [N]:- FIXED ASSETS

PARTICULARS	GROSS BLOCK		ADD.	DEL.	AS AT 31.03.2021	DEPRECIATION			NET BLOCK		
	AS AT 01.04.2020					RATE OF DEP.	AS AT 01.04.2020	DURING THE YEAR	AS AT 31.03.2021	AS AT 31.03.2021	AS AT 31.03.2020
Dell Inspiration Laptop	33,800.00				33,800.00	0.40	33,581.95	87.22	33,669.17	130.83	218.05
Luminous Invertor & Battery	30,400.00				30,400.00	0.40	30,203.88	78.45	30,282.33	117.67	196.12
Stabilizer	3,500.00				3,500.00	0.15	2,279.17	183.12	2,462.29	1,037.71	1,220.83
HP Printer	10,400.00				10,400.00	0.40	10,332.91	26.84	10,359.74	40.26	67.09
CC TV Camera	4380.00				4,380.00	0.15	2,582.33	269.65	2,851.98	1,528.02	1,797.67
EPSON M200 Printer	4000.00				4,000.00	0.40	3,935.49	25.80	3,961.29	38.71	64.51
Samsung Mobile 28 Pcs	243600.00				2,43,600.00	0.15	1,15,597.77	19,200.33	1,34,798.11	1,08,801.89	1,28,002.23
CP Plus CP-Finger Print reader	3000.00				3,000.00	0.15	995.06	300.74	1,295.80	1,704.20	2,004.94
TOTAL [O]	4,91,561.00	0.00	0.00	4,91,561.00			3,02,700.85	28,465.47	3,31,166.32	1,60,394.68	1,88,860.15
P. ASSETS OUT OF Story of Life GRANT											
Camera	6,990.00				6,990.00	0.15	4,353.72	395.44	4,749.17	2,240.83	2,636.28
HP Laptop- 2 Pcs	60,000.00				60,000.00	0.40	59,447.04	221.18	59,668.22	331.78	552.96
Tablet-19 Pcs	1,80,500.00				1,80,500.00	0.40	1,78,836.51	665.40	1,79,501.91	998.09	1,663.49
HTC Desire 816 Tab	24,000.00				24,000.00	0.40	23,778.82	88.47	23,867.29	132.71	221.18
Stabilizer 5KVA	9,700.00				9,700.00	0.15	6,041.65	548.75	6,590.40	3,109.60	3,658.35
Chair-6 Pcs & Table-1 Pc	12,400.00				12,400.00	0.10	5,444.03	695.60	6,139.63	6,260.37	6,955.97
Voice Recorder	5,630.00				5,630.00	0.15	3,319.29	346.61	3,665.90	1,964.10	2,310.71
Chair-6 Pcs & Table-1 Pc	5,800.00				5,800.00	0.10	2,546.40	325.36	2,871.76	2,928.24	3,253.60
Chair-10 Pcs, Table-1 Pc & Almirah-2 Pcs	61,700.00				61,700.00	0.10	27,088.43	3,461.16	30,549.59	31,150.41	34,611.57
EPSON L550 Printer	5,000.00				5,000.00	0.40	4,919.36	32.26	4,951.62	48.38	80.64
Mini Projector LED	4,900.00				4,900.00	0.15	2,725.84	326.12	3,051.97	1,848.03	2,174.16
Portable Pico Projector 2 Pcs	39,698.00				39,698.00	0.15	22,083.79	2,642.13	24,725.92	14,972.08	17,614.21
Portable Pico Projector 2 Pcs	39,100.00				39,100.00	0.15	18,554.49	3,081.83	21,636.31	17,463.69	20,545.51
Pico Projector 12 Pcs	2,28,000.00				2,28,000.00	0.15	1,08,194.96	17,970.76	1,26,165.72	1,01,834.28	1,19,805.04
Sony Voice Recorder 3 Pcs	19,470.00				19,470.00	0.15	10,831.06	1,295.84	12,126.90	7,343.10	8,638.94
Portronics Pure Sound Speaker-3	3,569.00				3,569.00	0.15	1,985.42	237.54	2,222.95	1,346.05	1,583.58
Portronics Pure Sound Speaker-3	4,797.00				4,797.00	0.15	2,276.37	378.10	2,654.46	2,142.54	2,520.63
TOTAL [P]	7,11,254.00	0.00	0.00	7,11,254.00			4,82,427.17	32,712.54	5,15,139.70	1,96,114.30	2,28,826.83
Q. ASSETS OUT OF Trickle Up-Pakur GRANT											
Camera Sony DSC-W820	7,900.00				7,900.00	0.15	4,920.52	446.92	5,367.44	2,532.56	2,979.48
TOTAL [Q]	7,900.00	0.00	0.00	7,900.00			4,920.52	446.92	5,367.44	2,532.56	2,979.48



FOREIGN FUNDS

SCHEDULE [N]:- FIXED ASSETS

PARTICULARS	GROSS BLOCK		ADD.	DEL.	AS AT 31.03.2021	DEPRECIATION			NET BLOCK		
	AS AT 01.04.2020					RATE OF DEP.	AS AT 01.04.2020	DURING THE YEAR	AS AT 31.03.2021	AS AT 31.03.2021	AS AT 31.03.2020
R. ASSETS OUT OF IPAS GRANT											
Office Table-1 pc	7,000.00				7,000.00	0.10	3,279.91	372.01	3,651.92	3,348.08	3,720.09
TOTAL [R]	7,000.00	0.00	0.00	7,000.00	7,000.00		3,279.91	372.01	3,651.92	3,348.08	3,720.09
S. ASSETS OUT OF Meljol-CITI GRANT											
Stabilizer	5,500.00				5,500.00	0.15	3,425.68	311.15	3,736.83	1,763.17	2,074.32
EPSON L550 Printer	700.00				700.00	0.40	688.71	4.52	693.23	6.77	11.29
Iron Cot 4 Pcs	14,000.00				14,000.00	0.10	4,304.30	969.57	5,273.87	8,726.13	9,695.70
TOTAL [S]	20,200.00	0.00	0.00	20,200.00	20,200.00		8,418.69	1,285.23	9,703.92	10,496.08	11,781.31
T. ASSETS OUT OF KFB-GGG GRANT											
EPSON Picture Mate PM245	13,650.00				13,650.00	0.40	13,429.85	88.06	13,517.91	132.09	220.15
EPSON L550 Printer	1,200.00				1,200.00	0.40	1,180.65	7.74	1,188.39	11.61	19.35
Table & Chair	25,106.00				25,106.00	0.10	8,633.95	1,647.20	10,281.16	14,824.84	16,472.05
LYF LS-4005 Mobile	3,000.00				3,000.00	0.15	1,433.98	234.90	1,668.88	1,331.12	1,566.02
Chairs 3 Pcs	8,762.00				8,762.00	0.10	2,693.88	606.81	3,300.69	5,461.31	6,068.12
Sangam Almirah	15,650.00				15,650.00	0.10	4,241.15	1,140.89	5,382.04	10,267.97	11,408.85
Hazra Book Self	11,550.00				11,550.00	0.10	3,130.05	842.00	3,972.05	7,577.96	8,419.95
TOTAL [T]	78,918.00	0.00	0.00	78,918.00	78,918.00		34,743.51	4,567.60	39,311.11	39,606.89	44,174.49
U. ASSETS OUT OF Vodafone-DASRA GRANT											
Chair-10 Pcs, Table-1 Pc & Almirah-2 Pcs	14,000.00				14,000.00	0.10	6,146.48	785.35	6,931.83	7,068.17	7,853.52
TOTAL [U]	14,000.00	0.00	0.00	14,000.00	14,000.00		6,146.48	785.35	6,931.83	7,068.17	7,853.52
V. ASSETS OUT OF WHH-Green College											
Projector EPSON 531	29,500.00				29,500.00	0.15	15,255.75	2,136.64	17,392.39	12,107.61	14,244.25
Dell Desktop PC (2 Sets)	53,000.00				53,000.00	0.40	50,863.04	854.78	51,717.82	1,282.18	2,136.96
Printer EPSON L565	17,800.00				17,800.00	0.40	17,082.30	287.08	17,369.38	430.62	717.70
HP Laptop 15-ac122TU	32,800.00				32,800.00	0.40	31,477.50	529.00	32,006.50	793.50	1,322.50
Iron Bed (10 Pcs)	55,000.00				55,000.00	0.10	20,718.78	3,428.12	24,146.90	30,853.10	34,281.23
Office Table (2 Pcs)	14,364.00				14,364.00	0.10	5,410.99	895.30	6,306.29	8,057.71	8,953.01
Office Chair (2 Pcs)	9,576.00				9,576.00	0.10	3,607.33	596.87	4,204.19	5,371.81	5,968.67
Office Almirah	11,742.00				11,742.00	0.10	4,423.27	731.87	5,155.14	6,586.86	7,318.73
Book Self (2 Pcs)	24,624.00				24,624.00	0.10	9,275.98	1,534.80	10,810.79	13,813.21	15,348.02



FOREIGN FUNDS

SCHEDULE [N]:- FIXED ASSETS

PARTICULARS	GROSS BLOCK	ADD.	DEL.	AS AT 31.03.2021	DEPRECIATION			NET BLOCK		
	AS AT 01.04.2020				RATE OF DEP.	AS AT 01.04.2020	DURING THE YEAR	AS AT 31.03.2021	AS AT 31.03.2021	AS AT 31.03.2020
Su-Kam Tall Tubular Battery (3 pcs)	46,500.00			46,500.00	0.40	44,625.12	749.95	45,375.07	1,124.93	1,874.88
Su-Kam UPS (2 Pcs)	14,100.00			14,100.00	0.15	7,291.73	1,021.24	8,312.97	5,787.03	6,808.27
Honda Shine Motorcycle	67,058.00			67,058.00	0.15	34,678.66	4,856.90	39,535.56	27,522.44	32,379.34
Fire Fighter	6,156.00			6,156.00	0.15	3,183.54	445.87	3,629.41	2,526.59	2,972.46
Jakson Generator 15KVA	3,07,944.00			3,07,944.00	0.15	1,59,251.46	22,303.88	1,81,555.34	1,26,388.66	1,48,692.54
40" LLOYD Television	29,900.00			29,900.00	0.15	15,462.61	2,165.61	17,628.22	12,271.78	14,437.39
Cannon Camera	6,800.00			6,800.00	0.15	3,250.36	532.45	3,782.80	3,017.20	3,549.64
20 Nos. Desk with Bench	39,000.00			39,000.00	0.10	13,412.10	2,558.79	15,970.89	23,029.11	25,587.90
Intex Tower Speaker	7,100.00			7,100.00	0.15	3,393.76	555.94	3,949.69	3,150.31	3,706.24
Rotary Tiller	75,600.00			75,600.00	0.15	36,136.33	5,919.55	42,055.88	33,544.12	39,463.67
Brus Cutter	15,500.00			15,500.00	0.15	6,694.98	1,320.75	8,015.74	7,484.26	8,805.02
CC TV Camera	16,150.00			16,150.00	0.15	6,975.74	1,376.14	8,351.88	7,798.12	9,174.26
Aquagard Water Filter	13,790.00			13,790.00	0.15	5,321.22	1,270.32	6,591.53	7,198.47	8,468.78
Morpho Bio-Metric Device (Small)	3,900.00			3,900.00	0.15	1,504.91	359.26	1,864.18	2,035.82	2,395.09
CP Plus Bio-Metric	5,400.00			5,400.00	0.15	2,083.73	497.44	2,581.17	2,818.83	3,316.28
CC TV Camera (4 Cam/1 set up)	23,198.00			23,198.00	0.15	8,951.53	2,136.97	11,088.50	12,109.50	14,246.47
Air Blower Aeroctor (Turbo Blower)	57,600.00			57,600.00	0.15	22,226.40	5,306.04	27,532.44	30,067.56	35,373.60
CC TV Camera	15,000.00			15,000.00	0.15	4,162.50	1,625.63	5,788.13	9,211.88	10,837.50
Rice Huller	70,875.00			70,875.00	0.15	15,149.53	8,358.82	23,508.35	47,366.65	55,725.47
CC TV Camera	12,880.00			12,880.00	0.15	2,753.10	1,519.04	4,272.14	8,607.87	10,126.90
Iron Box	16,520.00			16,520.00	0.10	1,652.00	1,486.80	3,138.80	13,381.20	14,868.00
TOTAL [V]	1099377.00	0.00		10,99,377.00		5,56,276.25	77,361.84	6,33,638.09	4,65,738.91	5,43,100.75
W. ASSETS OUT OF Meljol-HDFC										
Sound system with echo	6,612.00			6,612.00	0.15	3,137.65	521.15	3,658.81	2,953.19	3,474.35
TOTAL [W]	6,612.00	0.00	0.00	6,612.00		3,137.65	521.15	3,658.81	2,953.19	3,474.35
X. ASSETS OUT OF Cini-WATSAN										
Sound system with echo	6,612.00			6,612.00	0.15	3,137.65	521.15	3,658.81	2,953.19	3,474.35
CP Plus Fingerprint Time Attendance	1,600.00			1,600.00	0.15	617.40	147.39	764.79	835.21	982.60
TOTAL [X]	8,212.00	0.00	0.00	8,212.00		3,755.05	668.54	4,423.60	3,788.40	4,456.95



FOREIGN FUNDS

SCHEDULE [N]:- FIXED ASSETS

PARTICULARS	GROSS BLOCK		ADD.	DEL.	AS AT 31.03.2021	DEPRECIATION			NET BLOCK		
	AS AT 01.04.2020					RATE OF DEP.	AS AT 01.04.2020	DURING THE YEAR	AS AT 31.03.2021	AS AT 31.03.2021	AS AT 31.03.2020
Y. ASSETS OUT OF Wateraid											
Dell Inspiration Laptop 3558	32,800.00				32,800.00	0.40	30,910.72	755.71	31,666.43	1,133.57	1,889.28
Printer EPSON L565	17,800.00				17,800.00	0.40	16,774.72	410.11	17,184.83	615.17	1,025.28
Epson 531 Projector	29,500.00				29,500.00	0.15	14,100.82	2,309.88	16,410.69	13,089.31	15,399.18
Executive Revolving Chair	9,804.00				9,804.00	0.10	3,371.60	643.24	4,014.84	5,789.16	6,432.40
Megha Chair PVC	8,892.00				8,892.00	0.10	3,057.96	583.40	3,641.36	5,250.64	5,834.04
Delta Table 5' x 2*1/2	16,644.00				16,644.00	0.10	5,723.87	1,092.01	6,815.88	9,828.12	10,920.13
Nikon Coolpix AW130 (SG) camera	16,500.00				16,500.00	0.15	7,886.90	1,291.97	9,178.86	7,321.14	8,613.10
TOTAL [Y]	1,31,940.00		0.00	0.00	1,31,940.00		81,826.58	7,086.32	88,912.90	43,027.10	50,113.42
Z. ASSETS OUT OF MTB-SIMAVI											
Stabilizer	6,500.00				6,500.00	0.15	3,106.96	508.96	3,615.92	2,884.08	3,393.04
Printer-EPSON L 365	13,684.00				13,684.00	0.40	12,895.80	315.28	13,211.08	472.92	788.20
Mobile-JIO/LYF/WIND6/5009/GOLD /91150425383124	6,500.00				6,500.00	0.15	3,106.96	508.96	3,615.92	2,884.08	3,393.04
Mobile-LYF FLAME6 LS-4005 BLACK /911503450817680	3,000.00				3,000.00	0.15	1,433.98	234.90	1,668.88	1,331.12	1,566.02
Mobile-OPPO - NEO 7 /861227034549730	8,500.00				8,500.00	0.15	4,062.95	665.56	4,728.50	3,771.50	4,437.05
le-MobOPPO - NEO 7 /861227034549276	8,500.00				8,500.00	0.15	4,062.95	665.56	4,728.50	3,771.50	4,437.05
Mobile-OPPO - NEO 7 /861227034557972	8,500.00				8,500.00	0.15	4,062.95	665.56	4,728.50	3,771.50	4,437.05
Mobile-OPPO - NEO 7 /861227034557790	8,500.00				8,500.00	0.15	4,062.95	665.56	4,728.50	3,771.50	4,437.05
Mobile-OPPO - NEO 7 /861227034548815	8,500.00				8,500.00	0.15	4,062.95	665.56	4,728.50	3,771.50	4,437.05
2 Nos Scooty Honda Activa	1,18,554.00				1,18,554.00	0.15	51,207.55	10,101.97	61,309.52	57,244.48	67,346.45
2 Nos Bajaj Motorcycle CT 100	79,820.00				79,820.00	0.15	34,477.00	6,801.45	41,278.45	38,541.55	45,343.00
Laptop-VOSTRO - V5459,DPJMLD2	58,000.00				58,000.00	0.40	52,153.60	2,338.56	54,492.16	3,507.84	5,846.40
Laptop-VOSTRO - V3468,HFKF2C2	34,500.00				34,500.00	0.40	31,022.40	1,391.04	32,413.44	2,086.56	3,477.60
Laptop-VOSTRO - V3468,BGKF2C2	34,500.00				34,500.00	0.40	31,022.40	1,391.04	32,413.44	2,086.56	3,477.60
Mahindra Power-Generator	1,75,000.00				1,75,000.00	0.15	75,588.52	14,911.72	90,500.24	84,499.76	99,411.48
CC TV Camera 5 Sets	16,650.00				16,650.00	0.15	7,191.71	1,418.74	8,610.45	8,039.55	9,458.29
Logitech Webcam Nos 2	12,749.00				12,749.00	0.15	5,506.73	1,086.34	6,593.07	6,155.93	7,242.27
LED Monitor Dell 18'S	22,400.00				22,400.00	0.40	20,142.08	903.17	21,045.25	1,354.75	2,257.92



FOREIGN FUNDS

SCHEDULE [N]:- FIXED ASSETS

PARTICULARS	GROSS BLOCK	ADD.	DEL.	AS AT 31.03.2021	DEPRECIATION				NET BLOCK	
	AS AT 01.04.2020				RATE OF DEP.	AS AT 01.04.2020	DURING THE YEAR	AS AT 31.03.2021	AS AT 31.03.2021	AS AT 31.03.2020
N-Computing L250	24,800.00			24,800.00	0.40	22,300.16	999.94	23,300.10	1,499.90	2,499.84
Dell Inspiration Laptop 3558	30,900.00			30,900.00	0.40	27,785.28	1,245.89	29,031.17	1,868.83	3,114.72
Fancy Chair	2,500.00			2,500.00	0.10	677.50	182.25	859.75	1,640.25	1,822.50
Water Filter	1,200.00			1,200.00	0.15	463.05	110.54	573.59	626.41	736.95
Usha Sewing Machine	56,219.00			56,219.00	0.15	39,971.71	2,437.09	42,408.80	13,810.20	16,247.29
Ceiling Fan (3 No.)	4,637.00			4,637.00	0.15	1,789.30	427.15	2,216.46	2,420.54	2,847.70
Exide SF Sonic S.T Tubular Battery	14,500.00			14,500.00	0.40	12,412.00	835.20	13,247.20	1,252.80	2,088.00
CP Plus Fingerprint Time Attendance	1,400.00			1,400.00	0.15	540.23	128.97	669.19	730.81	859.78
SM Single Needle Sewing Machine	19,370.00			19,370.00	0.15	9,573.62	1,469.46	11,043.08	8,326.92	9,796.38
HP Deskjet GT 5811 INK Tank Printer	10,500.00			10,500.00	0.40	7,854.00	1,058.40	8,912.40	1,587.60	2,646.00
HP Deskjet GT 5811 INK Tank Printer	10,400.00			10,400.00	0.40	7,779.20	1,048.32	8,827.52	1,572.48	2,620.80
Revolving Chair	20,211.00			20,211.00	0.10	4,658.64	1,555.24	6,213.87	13,997.13	15,552.36
Office Almira	8,260.00			8,260.00	0.10	1,903.93	635.61	2,539.54	5,720.46	6,356.07
Steel Rack	12,272.00			12,272.00	0.10	2,828.70	944.33	3,773.03	8,498.97	9,443.30
SM Single Needle Lock Stitch-8500	37,000.00			37,000.00	0.15	18,287.25	2,806.91	21,094.16	15,905.84	18,712.75
SM Usha Tailor Composite Foot-SHT MT STD	67,200.00			67,200.00	0.15	33,213.60	5,097.96	38,311.56	28,888.44	33,986.40
SM Overlock MC	28,000.00			28,000.00	0.15	13,839.00	2,124.15	15,963.15	12,036.85	14,161.00
SM MC 450E with Digitizer JR	90,000.00			90,000.00	0.15	44,482.50	6,827.63	51,310.13	38,689.88	45,517.50
SM ST QN W/O MOT SHT M STD ST TBL COMP F	10,752.00			10,752.00	0.15	5,314.18	815.67	6,129.85	4,622.15	5,437.82
Tool Supreme (24 Nos.)	8,496.00			8,496.00	0.10	1,958.33	653.77	2,612.10	5,883.90	6,537.67
Non Invasive HB Equipment	89,600.00			89,600.00	0.15	24,864.00	9,710.40	34,574.40	55,025.60	64,736.00
Non Invasive HB Equipment	1,56,800.00			1,56,800.00	0.15	43,512.00	16,993.20	60,505.20	96,294.80	1,13,288.00
Trunk GI	7,800.00			7,800.00	0.10	1,131.00	666.90	1,797.90	6,002.10	6,669.00
Nilkamal Chair	15,600.00			15,600.00	0.10	2,262.00	1,333.80	3,595.80	12,004.20	13,338.00
Nilkamal Table	8,400.00			8,400.00	0.10	1,218.00	718.20	1,936.20	6,463.80	7,182.00
Office Almira	11,210.00			11,210.00	0.10	1,625.45	958.46	2,583.91	8,626.10	9,584.55
Usha Sewing Machine	49,200.00			49,200.00	0.15	10,516.50	5,802.53	16,319.03	32,880.98	38,683.50
Usha Pico Machine	48,000.00			48,000.00	0.15	10,260.00	5,661.00	15,921.00	32,079.00	37,740.00
Apple TV 4K (32GB)	13,433.00			13,433.00	0.40	6,985.16	2,579.14	9,564.30	3,868.70	6,447.84
Wireless Headphone II-BLU-ZML	26,262.00			26,262.00	0.40	13,656.24	5,042.30	18,698.54	7,563.46	12,605.76



FOREIGN FUNDS

SCHEDULE [N]:- FIXED ASSETS

PARTICULARS	GROSS BLOCK		DEL.	AS AT 31.03.2021	DEPRECIATION			NET BLOCK		
	AS AT 01.04.2020	ADD.			RATE OF DEP.	AS AT 01.04.2020	DURING THE YEAR	AS AT 31.03.2021	AS AT 31.03.2021	AS AT 31.03.2020
Cloth Cutting Table (5'x3)	14,750.00			14,750.00	0.10	2,138.75	1,261.13	3,399.88	11,350.13	12,611.25
Ironing table (5'x4)	8,850.00			8,850.00	0.10	1,283.25	756.68	2,039.93	6,810.08	7,566.75
Iron Rach (6'x4'x18)	5,900.00			5,900.00	0.10	855.50	504.45	1,359.95	4,540.05	5,044.50
Su-Kam Battery	18,500.00			18,500.00	0.40	9,620.00	3,552.00	13,172.00	5,328.00	8,880.00
Usha Sewing Machine	55,800.00			55,800.00	0.15	11,927.25	6,580.91	18,508.16	37,291.84	43,872.75
Ahuja WP 220L Portable PA System with Micro	10,812.00			10,812.00	0.15	1,621.80	1,378.53	3,000.33	7,811.67	9,190.20
UV Chamber15W (Manual)	40,320.00			40,320.00	0.40	16,128.00	9,676.80	25,804.80	14,515.20	24,192.00
V Guard VEW 500 Stabilizer	28,497.00			28,497.00	0.15	4,274.55	3,633.37	7,907.92	20,589.08	24,222.45
HP Printer S15 Wireless AIO	14,600.00			14,600.00	0.40	2,920.00	4,672.00	7,592.00	7,008.00	11,680.00
HP Laptop 155/EQ0063AU	67,000.00			67,000.00	0.40	13,400.00	21,440.00	34,840.00	32,160.00	53,600.00
HP Laptop 155/FR1004TU		42,000.00		42,000.00	0.40	-	16,800.00	16,800.00	25,200.00	-
Lenovo Laptop V15-ADAR3		31,000.00		31,000.00	0.40	-	12,400.00	12,400.00	18,600.00	-
TOTAL [Z]	17,74,308.00	73,000.00	0.00	18,47,308.00		7,87,002.03	2,08,766.17	9,95,768.20	8,51,539.80	9,87,305.97
AA. ASSETS OUT OF VSO-BDS										
EPSON M 200 Printer	12,500.00			12,500.00	0.40	11,780.00	288.00	12,068.00	432.00	720.00
TOTAL [AA]	12,500.00	0.00	0.00	12,500.00		11,780.00	288.00	12,068.00	432.00	720.00
AB. ASSETS OUT OF VSO-NIDAN										
HP Notebook 15-ac 122TU	30,800.00			30,800.00	0.40	29,025.92	709.63	29,735.55	1,064.45	1,774.08
Jio LYF Earth 1 LS-5501 Mobile	19,400.00			19,400.00	0.15	9,273.08	1,519.04	10,792.12	8,607.88	10,126.92
TOTAL [AB]	50,200.00	0.00	0.00	50,200.00		38,299.00	2,228.67	40,527.67	9,672.33	11,901.00
AC. ASSETS OUT OF BVHA-Amplifyingchange										
Tablet Iball Slide Snap 4g2 (13 Nos)	1,04,000.00			1,04,000.00	0.15	34,495.50	10,425.68	44,921.18	59,078.83	69,504.50
Sukam Invertor	6,500.00			6,500.00	0.40	4,160.00	936.00	5,096.00	1,404.00	2,340.00
Exide Battery	41,000.00			41,000.00	0.40	26,240.00	5,904.00	32,144.00	8,856.00	14,760.00
TOTAL [AC]	1,51,500.00	0.00	0.00	1,51,500.00		64,895.50	17,265.68	82,161.18	69,338.83	86,604.50
AD. ASSETS OUT OF ICS 2-VSO										
Fan Pedestal 400 MM (8 Nos)	22,686.00			22,686.00	0.15	8,753.96	2,089.81	10,843.77	11,842.23	13,932.04
Iron Bed (20 Nos)	1,30,000.00			1,30,000.00	0.10	35,230.00	9,477.00	44,707.00	85,293.00	94,770.00
CP Plus Fingerprint Time Attendance	1,600.00			1,600.00	0.15	617.40	147.39	764.79	835.21	982.60
Folding Cot (14 Nos)	31,388.00			31,388.00	0.10	7,234.93	2,415.31	9,650.24	21,737.76	24,153.07
Stand Fan	22,500.00			22,500.00	0.15	7,462.97	2,255.55	9,718.52	12,781.48	15,037.03
TOTAL [AD]	2,08,174.00	0.00	0.00	2,08,174.00		59,299.26	16,385.06	75,684.32	1,32,489.68	1,48,874.74



NETWORK FOR ENTERPRISE ENHANCEMENT AND DEVELOPMENT SUPPORT (NEEDS)
REGD. OFFICE: TAPOWAN ROAD, DEOGHAR, JHARKHAND – 814 143

ACCOUNTING POLICIES & NOTES TO ACCOUNT FORMING PART OF THE FINANCIAL STATEMENTS
[FOREIGN FUNDS] FOR THE FINANCIAL YEAR ENDED 31ST MARCH' 2021.

A. SIGNIFICANT ACCOUNTING POLICIES:

1. Basis & System of Accounting:

The accounts of the Trust have been prepared on accrual basis and are in accordance with the normally accepted accounting principles.

2. Fixed Assets & Depreciation

- i) Assets acquired during the year have been treated as Asset Fund.
- ii) Depreciation on fixed assets as per the rates applicable under the Income Tax Act, 1961 has been charged in the accounts on the gross block of assets at the beginning of the year and additions thereon in the financial year.
- iii) The assets procured during program implementation and handed over to beneficiaries as per terms and conditions of grant without any condition to return the same in any case, are charged to expenses in the financial statements.
- iii) None of the fixed assets have not been revalued during the year.

3. Income Recognition

- i) Restricted project grants are recognized as income on the basis of utilization and unrestricted project grants and donations are recognized as income on the basis of receipts in the financial year.
- ii) Grants received during the year together with opening unspent grant pertaining to Foreign Fund and remaining unspent as at the close of the year have been treated as "Unspent Grant Balances" and suitably disclosed under Schedule D of the financial statements.

4. Accounting of Expenditure

- i) Expenditure incurred during the year have been accounted for on accrual basis and expenses incurred on project funds have been detailed in Schedule L -1 to L - 13 of the financial statements.
- ii) Expenditure incurred on projects in excess of grant received has been treated as "Grant Receivable" in anticipation of grant receivable in subsequent financial year and suitably disclosed under Schedule H of the financial statements.



B. NOTES TO ACCOUNT

1. Income and expenditure are generally disclosed as per grant terms and conditions attached to the budget and approved by the Donor agencies.
2. The Trust has complied with the funding/donor agency stipulations pertaining to reporting and accounting of interest wherever stipulated as per terms and conditions of grant. In absence of specific stipulations, interest earned on grant balances have been treated as unallocated interest and shown appropriately under Income & Expenditure Account of the financial statements.
3. The Trust has complied with the applicable provisions of the Foreign Contribution (Regulation) Act' 2010 [As Amended] to the best of its knowledge and belief.
4. Previous year figures have been re-grouped and rearranged wherever found necessary.

For Jha & Associates
Chartered Accountants
Firm Registration Number: 01195C



Partner
Rajeev Kumar Jha
Membership Number: 079294



For Network For Enterprise
Enhancement and Development
Support [NEEDS]



Murari Mohan Choudhury
Executive Director



PLACE: PATNA

DATE: 31ST AUGUST' 2021