

JHA & ASSOCIATES
CHARTERED ACCOUNTANTS

NETWORK FOR ENTERPRISE ENHANCEMENT AND DEVELOPMENT SUPPORT
REGD. OFFICE: TAPOWAN ROAD, DEOGHAR, JHARKHAND – 814 143

CERTIFICATE ON FC – 4

We have audited the accounts of NETWORK FOR ENTERPRISE ENHANCEMENT AND DEVELOPMENT SUPPORT, REGD. OFFICE: TAPOWAN ROAD, DEOGHAR, JHARKHAND – 814 413, Trust Registration No: 3017/175 for the year ending 31st March '2022 and examined all relevant books and vouchers and certify that according to the audited accounts:

- i) The brought forward foreign contribution at the beginning of the financial year was Rs. 3,15,13,729.33.
- ii) Foreign contributions of worth Rs.3,54,44,446.56 was received by the Trust during the financial year 2021 – 2022.
- iii) Interest accrued on foreign contribution and other income derived from foreign contribution or interest thereon of/worth Rs.11,13.209.00 was received by the Trust during the financial year 2021 – 2022.
- iv) The balance of unutilized foreign contribution with the Trust at the end of the financial year 2021 – 2022 was Rs. 3,15,76,417.59.
- v) Certified that the Trust has maintained the accounts of foreign contribution and records relating thereto in the manner specified in Section 19 of the Foreign Contribution (Regulation) Act, 2010 (42 of 2010) read with rule 16 of the Foreign Contribution (Regulation) Rules, 2011.
- vi) The information in this certificate and in the enclosed Balance Sheet and Statement of Receipt and Payment is correct as checked by us.
- vii) The Trust has utilized the foreign contribution received for the purpose(s) it is registered/~~granted~~ ~~prior permission~~ under Foreign Contribution (Regulation) Act, 2010

Grand Plaza, Frazer Road
Patna, August 31, 2022

For Jha & Associates
Chartered Accountants
Firm Registration Number: 01195C



[Rajeev Kumar Jha]

Partner

(Membership Number: 079294)
UDIN: 22079294BAQFKD8046

JHA & ASSOCIATES
CHARTERED ACCOUNTANTS

INDEPENDENT AUDITORS' REPORT

Report on the Financial Statements

We have audited the accompanying financial statements of **FOREIGN FUNDS of NETWORK FOR ENTERPRISE ENHANCEMENT AND DEVELOPMENT SUPPORT** which comprises the Receipts & Payment Account, Income & Expenditure Account and Balance Sheet for the financial year ended 31st March' 2022 annexed hereto and report that:

Legal Holders Responsibility for the Financial Statements

Legal Holder is responsible for the preparation of these financial statements that give a true and fair view of the financial position and financial performance in accordance with the accounting principles generally accepted in India. This responsibility includes the design, implementation and maintenance of internal control relevant to the preparation and presentation of the financial statements that give a true and fair view and are free from material misstatement, whether due to fraud or error.

Auditors' Responsibility

Our responsibility is to express an opinion on these financial statements based on our audit. We conducted our audit in the accordance with the Standards on Auditing issued by the Institute of Chartered Accountants of India. Those standards require that we comply with ethical requirements and plan and perform the audit to obtain reasonable assurance about whether the financial statements are free of material misstatements.

An audit involves performing procedures to obtain audit evidence about the amounts and disclosures in the financial statements. The procedures selected depend on the auditor's judgement, including the assessment of the risks of material misstatement of the financial statements, whether due to fraud or error. In making those risk assessments, the auditor considers internal control relevant to the Legal Holder's preparation and fair presentation of the financial statements in order to design audit procedures that are appropriate in the circumstances. An audit also includes evaluating the appropriateness of accounting policies used and the reasonableness of the accounting estimates made by Legal Holder, as well as evaluating the overall presentation of the financial statements.

We believe that the audit evidence we have obtained is sufficient and appropriate to provide a basis for our audit opinion.




Opinion

In our opinion and to the best of our information and according to the explanation given to us, the aforesaid financial statements read together with certificate on FC – 4 give the information required in the manner so required and give a true and fair view in conformity with the accounting principles generally accepted in India:

1. In the case of the Balance Sheet of the state of affairs of **FOREIGN FUNDS** for the financial year ended 31st March, 2022.
2. In the case of the Income & Expenditure Account of the excess of income over expenditure of **FOREIGN FUNDS** for the year ended on that date; and
3. In the case of the Receipts & Payments of the statement of funds flow of **FOREIGN FUNDS** for the year ended on that date

Grand Plaza, Frazer Road
Patna, August 31, 2022

For Jha & Associates
Chartered Accountant
Firm Registration Number: 01195C



(Rajeev Kumar Jha)

Partner

Membership Number: 079294
UDIN: 22079294BAQFKD8046



FOREIGN FUNDS
 BALANCE SHEET AS AT 31ST MARCH 2022

PARTICULARS	Schedule	As on 31.03.2022	As on 31.03.2021
		Amount (Rs.)	Amount (Rs.)
SOURCES OF FUNDS			
CAPITAL FUNDS			
Corpus Fund	A	10,56,721.85	10,56,721.85
Asset Fund	B	35,76,629.81	33,83,667.83
CURRENT LAIBILITIES & PROVISIONS			
Current Liabilities	C	25,53,573.00	10,42,554.00
Unspent Grant Balances	D	3,29,58,386.23	3,09,83,601.60
INCOME AND EXPENDITURE ACCOUNT			
		8,54,352.18	5,49,407.18
TOTAL		4,09,99,663.07	3,70,15,952.46
APPLICATION OF FUNDS			
FIXED ASSETS			
	E	35,76,629.81	33,83,667.83
CURRENT ASSETS, LOANS & ADVANCES & RECEIVABLES			
Cash and Bank Balances	F	4,59,290.89	18,08,238.63
Short Term Deposit with Banks (Auto Sweep Account)		3,39,47,246.00	3,05,31,689.00
Loans and Advances Receivable	G	5,25,819.60	11,01,398.60
Grant Receivable	H	23,48,712.77	1,31,671.40
TDS Receivable	I	1,41,964.00	59,287.00
TOTAL		4,09,99,663.07	3,70,15,952.46


Schedules referred above form an integral part of the Balance Sheet.

In terms of our separate report of even date

For Jha & Associates

Chartered Accountants

Firm Registration Number: 01195C



Partner

Rajeev Kumar Jha

Membership Number: 079294

PLACE : PATNA

DATE: 31ST AUGUST' 2022



For Network For Enterprise
 Enhancement And Development Support




Murari Mohan Choudhury
 Executive Director

NETWORK FOR ENTERPRISE ENHANCEMENT AND DEVELOPMENT SUPPORT
Regd. Office: Tapowan Road, Deoghar, Jharkhand - 814 143

FOREIGN FUNDS
INCOME AND EXPENDITURE ACCOUNT FOR THE YEAR ENDED 31ST MARCH 2022

PARTICULARS	Schedule	As on 31.03.2022	As on 31.03.2021
		Amount (Rs.)	Amount (Rs.)
INCOME			
Grant-in-Aid	J	3,56,70,702.30	2,06,45,335.68
Bank Interest	K	11,13,209.00	5,54,429.00
Donation		16,001.00	-
Other Income		-	4,40,616.00
TOTAL: Rs.		3,67,99,912.30	2,16,40,380.68
EXPENDITURE			
Programme Expenses			
Comprehensive civil society response to accelerate Sexual and Reproductive Health and Rights of Young People in India (Amplifying change Phase II)-Bihar Voluntary Health Association (BVHA)	L1	-	10,15,660.00
Sport for Change-KFB Austria	L2	28,57,685.00	17,81,102.00
Go Girl Go Phase II-DKA Austria	L3	-	2,48,100.82
Advance Family Planning-PAI (Opportunity Fund)	L4	81,872.94	8,95,919.80
Improving the Lives of Adolescent Girls in Jharkhand-Quest Alliance	L5	-	42,62,118.00
More Than Bride-SIMAVI Netherlands	L6	-	76,32,537.00
Accelerating Growth of Lakhpati Kisans to Ensure Enhanced Income and Quality of Life in Focused Geography of Jharkhand (Palojori, Deoghar District) Sustain + (Cini Tata Trust)	L7	1,15,54,115.00	22,30,145.00
Women's Entrepreneur Collective-International Initiative for Impact Evaluation (3ie)	L8	65,73,311.00	7,87,121.00
Making the Most of What We Know (MMWWK) from the More than Brides Alliance-Small Grant-SIMAVI Netherlands	L9	-	7,60,983.63
Making the Most of What We Know (MMWWK) from The More Than Brides Alliance -Flex Fund-SIMAVI Netherlands	L10	12,76,299.75	12,94,617.00
Making the Most of What We Know (MMWWK) from The More Than Brides Alliance-Spark Fund-SIMAVI Netherlands	L11	3,032.21	2,57,500.00
Jharkhand High Impact Mega Watershed Project-Ford Foundation	L12	63,89,128.40	-
Back the Frontline to support NGOs in India serving the vulnerable populations for COVID relief-DASARA	L13	65,85,587.00	-
Swashakt - emPower-KFB Austria	L14	5,78,880.00	-
Swabhiman-An alliance for dignity, employment, and pride for migrant in India-The European Union	L15	5,93,655.00	-
Grant Refunded During the year	M	-	8,434.43
FC Other Expenses		1,401.00	4,15,179.00
Excess of Income Over Expenditure		3,04,945.00	50,963.00
TOTAL: Rs.		3,67,99,912.30	2,16,40,380.68


Schedules referred above form an integral part of the Income and Expenditure Account.

In terms of our separate report of even date

For Jha & Associates

Chartered Accountants

Firm Registration Number: 01195C



Partner

Rajeev Kumar Jha

Membership Number: 079294

PLACE : PATNA

DATE: 31ST AUGUST' 2022



For Network For Enterprise
Enhancement And Development Support





Murari Mohan Choudhury
Executive Director

NETWORK FOR ENTERPRISE ENHANCEMENT AND DEVELOPMENT SUPPORT
Regd. Office: Tapowan Road, Deoghar, Jharkhand - 814 143

FOREIGN FUNDS
RECEIPTS AND PAYMENTS ACCOUNT FOR THE YEAR ENDED 31ST MARCH 2022

PARTICULARS	Schedule	As on 31.03.2022	As on 31.03.2021
		Amount (Rs.)	Amount (Rs.)
I. RECEIPTS			
Opening Balance			
Cash at Bank		18,08,238.63	11,62,536.68
Short Term Deposit with Banks (Auto Sweep Account)		3,05,31,689.00	4,35,529.00
Grant Received During the Year	J1	3,54,28,445.56	4,83,69,992.00
Donation		16,001.00	-
Receivable Grant Received During the Year		-	24,17,771.75
Other Receipts		4,00,000.00	4,40,616.00
Interest Received	K	11,13,209.00	5,54,429.00
TDS Refunded	I	19,032.00	33,743.00
Advance Recovered		10,60,324.60	5,20,677.45
TOTAL: Rs.		7,03,76,939.79	5,39,35,294.88
II. PAYMENT			
Programme Payments		3,47,44,875.30	2,09,68,009.25
Programme Advance		5,14,015.60	3,99,611.57
Other Payments		-	-
TDS Receivable	I	1,01,709.00	31,593.00
Repayment of Liabilities		6,09,803.00	1,87,719.00
Grant Refunded	M	-	8,434.43
Closing Balance			
Cash at Bank	F	4,59,290.89	18,08,238.63
Short Term Deposit with Banks (Auto Sweep Account)		3,39,47,246.00	3,05,31,689.00
TOTAL: Rs.		7,03,76,939.79	5,39,35,294.88

Schedules referred above form an integral part of the Receipts and Payments Account.

In terms of our separate report of even date

For Jha & Associates

Chartered Accountants

Firm Registration Number: 01195C



Partner

Rajeev Kumar Jha

Membership Number: 079294

PLACE : PATNA

DATE: 31ST AUGUST' 2022



For Network For Enterprise
 Enhancement And Development Support




Murari Mohan Choudhury

Executive Director

NETWORK FOR ENTERPRISE ENHANCEMENT AND DEVELOPMENT SUPPORT
Regd. Office: Tapowan Road, Deoghar, Jharkhand - 814 143

Schedules forming part of Financial Statement (FOREIGN FUNDS) for the year ended 31st March 2022

A. CORPUS FUND	Group No.	As on 31.03.2022 Amount (Rs.)	As on 31.03.2021 Amount (Rs.)
Opening Balance		10,56,721.85	10,56,721.85
Add: Addition during the year		-	-
Total (Rs.)		10,56,721.85	10,56,721.85
B. ASSET FUND			
Opening Balance		33,83,667.83	35,96,131.32
Add: Addition during the year		7,27,391.00	2,92,000.00
Less: Depreciation Transferred from Income & Expenditure Account		5,34,429.01	5,04,463.49
Total (Rs.)		35,76,629.81	33,83,667.83
C. CURRENT LIABILITIES			
Staff Payable		34,766.00	600.00
Salary Payable		8,22,230.00	10,148.00
Volunteer/Resource Person Payable		75,050.00	-
Expenses Payable		8,125.00	6,70,460.00
Sundry Creditors		5,40,039.00	-
Advance Received against Land (Ujjawal Kumar)		7,51,000.00	3,51,000.00
Audit Fees Payable		24,251.00	-
Legal & Statutory Payables		2,98,112.00	10,346.00
Total (Rs.)		25,53,573.00	10,42,554.00
D. UNSPENT GRANT			
Comprehensive civil society response to accelerate Sexual and Reproductive Health and Rights of Young People in India (Amplifying change Phase II)-Bihar Voluntary Health Association (BVHA)	D1		
Opening Balance		-	5,15,660.00
Add: Grant received during the year		-	5,00,000.00
Less: Grant Utilised During the year		-	10,15,660.00
Sub Total (Rs.)		-	-
Go Girl Go Phase II-DKA Austria	D2		
Opening Balance		-	2,48,100.82
Add: Grant received during the year		-	-
Add: Bank Interest		-	-
Less: Grant Utilised During the year		-	2,48,100.82
Sub Total (Rs.)		-	-
Advance Family Planning-Population Action International (Opportunity Fund)	D3		
Opening Balance		81,872.94	9,49,189.74
Add: Grant received during the year		-	-
Add: Bank Interest		-	28,603.00
Less: Grant Utilised During the year		81,872.94	8,95,919.80
Sub Total (Rs.)		-	81,872.94



PARTICULARS	Group No.	As on 31.03.2022	As on 31.03.2021
		Amount (Rs.)	Amount (Rs.)
Sports for Change - KFB Austria	D4		
Opening Balance		18,66,206.25	14,05,888.89
Add: Grant received during the year		18,83,601.00	21,98,082.36
Add: Bank Interest		42,092.00	43,337.00
Less: Grant Utilised During the year.		28,57,685.00	17,81,102.00
Sub Total (Rs.)		9,34,214.25	18,66,206.25
Accelerating Growth of Lakhpati Kisans to Ensure Enhanced Income and Quality of Life in Focused Geography of Jharkhand (Palojori, Deoghar District) Sustain+ (CInI Tata Trust)	D5		
Opening Balance		2,67,28,085.00	-
Add: Grant received during the year		-	2,85,11,700.00
Add: Bank Interest		7,53,195.00	4,46,530.00
Less: Grant Utilised During the year		1,15,54,115.00	22,30,145.00
Sub Total (Rs.)		1,59,27,165.00	2,67,28,085.00
Women's Entrepreneur Collective-International Initiative for Impact Evaluation (3ie)	D6		
Opening Balance			-
Add: Grant received during the year			21,57,700.63
Add: Bank Interest			6,471.00
Less: Grant Utilised During the year			7,87,121.00
Sub Total (Rs.)		-	13,77,050.63
Making the Most of What We Know (MMWWK) from the More than Brides Alliance-Small Grant-SIMAVI Netherlands	D7		
Opening Balance		-	-
Add: Grant received during the year		-	7,60,983.63
Less: Grant Utilised During the year		-	7,60,983.63
Sub Total (Rs.)			-

Making the Most of What We Know (MMWWK) from The More Than Brides Alliance-Flex Fund-SIMAVI Netherlands	D8		
Opening Balance		9,27,354.57	-
Add: Grant received during the year		4,92,753.56	22,21,971.57
Less: Grant Utilised During the year		12,76,299.75	12,94,617.00
Sub Total (Rs.)			1,43,808.38
Making the Most of What We Know (MMWWK) from The More Than Brides Alliance-Spark Fund-SIMAVI Netherlands	D9		
Opening Balance		3,032.21	-
Add: Grant received during the year		-	2,60,532.21
Less: Grant Utilised During the year		3,032.21	2,57,500.00
Sub Total (Rs.)			-
The Green College initiative-Welthungerhilfe	D10		
Opening Balance			8,434.43
Add: Grant received during the year		-	-
Add: Bank Interest		-	-
Less: Grant Utilised During the year		-	-
Less: Grant transferred to NGO	-	8,434.43	
Sub Total (Rs.)		-	-



PARTICULARS	Group No.	As on 31.03.2022	As on 31.03.2021
		Amount (Rs.)	Amount (Rs.)
Jharkhand High Impact Mega Watershed Project-Ford Foundation			
Opening Balance		-	-
Add: Grant received during the year		82,58,382.00	-
Less: Grant Utilised During the year		63,89,128.40	-
Sub Total (Rs.)		18,69,253.60	-
BacktheFrontline to support NGOs in India serving the vulnerable populations for COVID relief-DASARA			
Opening Balance	D12	-	-
Add: Grant received during the year		72,72,250.00	-
Less: Grant Utilised During the year		65,85,587.00	-
Sub Total (Rs.)		6,86,663.00	-
Swashakt - emPower-KFB Austria			
Opening Balance	D13	-	-
Add: Grant received during the year		20,87,285.00	-
Add: Bank Interest		27,577.00	-
Less: Grant Utilised During the year		5,78,880.00	-
Sub Total (Rs.)		15,35,982.00	-
Swabhiman-An alliance for dignity, employment, and pride for migrant in India-The European Union			
Opening Balance	D14	-	-
Add: Grant received during the year		1,24,54,955.00	-
Less: Grant Utilised During the year		5,93,655.00	-
Sub Total (Rs.)		1,18,61,300.00	-
Total (Rs.)		3,29,58,386.23	3,09,83,601.60
E. FIXED ASSETS			
Gross Block	N	1,06,11,748.00	98,84,357.00
Less: Accumulated Depreciation		70,35,118.19	65,00,689.17
Net Block Total (Rs.)		35,76,629.81	33,83,667.83
F. CASH AND BANK BALANCES			
Cash in Hand		-	-
Cash at Bank			
State Bank of India [FCRA]-40098824889		43,518.10	-
Axis Bank Ltd [FCRA]-634010100004862		3,75,372.36	18,00,825.20
Axis Bank Ltd [FCRA-Utilization]-915010030808610		40,255.00	7,344.00
IDBI Bank [FCRA-Utilization]-728104000080103		145.43	69.43
Total (Rs.)		4,59,290.89	18,08,238.63
G. LOANS AND ADVANCES RECEIVABLE			
General Fund		5,10,384.60	9,87,798.60
Other Advances		1,596.00	57,641.00
Baba Baidyanath Digital Colour Lab [Suraj Keshri]		12.00	-
Legal & Statutory Advance		-	13,853.00
Staff Advances		13,827.00	42,106.00
Total (Rs.)		5,25,819.60	11,01,398.60



H. GRANT RECEIVABLE	Group No.	As on 31.03.2022	As on 31.03.2021
		Amount (Rs.)	Amount (Rs.)
Improving the lives of adolescent girls in Jharkhand-Quest Alliance			
Opening Balance	H1	-	-
Add: Grant received during the year		-	42,58,156.00
Add: Bank Interest		-	3,962.00
Less: Grant Utilised During the year		-	42,62,118.00
Sub Total (Rs.)		-	-
More Than Bride-SIMAVI Netherlands			
Opening Balance	H2	1,31,671.40	24,17,771.75
Less: Receivable Grant Received During the Year		-	24,17,771.75
Add: Grant Received During the Year		-	75,00,865.60
Less: Grant Utilised During the Year		-	76,32,537.00
Sub Total (Rs.)		1,31,671.40	1,31,671.40
Women's Entrepreneur Collective-International Initiative for Impact Evaluation (3ie)			
Opening Balance	H3	13,77,050.63	-
Add: Grant Received During the Year		29,79,219.00	-
Add: Bank Interest		-	-
Less: Grant Utilised During the Year		65,73,311.00	-
Sub Total (Rs.)		22,17,041.37	-
Total (Rs.)		23,48,712.77	1,31,671.40
I. TAX DEDUCTED AT SOURCE RECEIVABLE			
Opening Balance		59,287.00	61,437.00
TDS Receivable During the Year		1,01,709.00	31,593.00
Less: TDS Received During the Year		19,032.00	33,743.00
Total (Rs.)		1,41,964.00	59,287.00



J. Grant-in-Aid	Group No.	As on 31.03.2022	As on 31.03.2021
		Amount (Rs.)	Amount (Rs.)
Grant received during the year	J1	3,54,28,445.56	4,83,69,992.00
Add: Unspent Grant of the Previous Year		3,09,83,601.60	31,27,273.88
Add: Grant Receivable during the year	H	23,48,712.77	1,31,671.40
Less: Previous Year Receivable Grant yet not received		1,31,671.40	-
Less: Unspent Grant during the year	D	3,29,58,386.23	3,09,83,601.60
Total (Rs.)		3,56,70,702.30	2,06,45,335.68
J1. GRANT RECEIVED DURING THE YEAR			
Comprehensive civil society response to accelerate Sexual and Reproductive Health and Rights of Young People in India (Amplifying change Phase II)-Bihar Voluntary Health Association (BVHA)			5,00,000.00
Sports for Change -KFB Austria		18,83,601.00	21,98,082.36
Improving the lives of adolescent girls in Jharkhand-Quest Alliance			42,58,156.00
More Than Bride-SIMAVI Netherlands			75,00,865.60
Accelerating Growth of Lakhpati Kisans to Ensure Enhanced Income and Quality of Life in Focused Geography of Jharkhand (Palojori, Deoghar District) Sustain+ (CInI Tata Trust)		-	2,85,11,700.00
Women's Entrepreneur Collective-International Initiative for Impact Evaluation (3ie)		29,79,219.00	21,57,700.63
Making the Most of What We Know (MMWWK) from the More than Brides Alliance-Small Grant-SIMAVI Netherlands			7,60,983.63
Making the Most of What We Know (MMWWK) from The More Than Brides Alliance-Flex Fund-SIMAVI Netherlands		4,92,753.56	22,21,971.57
Making the Most of What We Know (MMWWK) from The More Than Brides Alliance-Spark Fund-SIMAVI Netherlands			2,60,532.21
Jharkhand High Impact Mega Watershed Project-Ford Foundation		82,58,382.00	
BacktheFrontline to support NGOs in India serving the vulnerable populations for COVID relief-DASARA		72,72,250.00	
Swashakt - emPower-KFB Austria		20,87,285.00	
Swabhimani-An alliance for dignity, employment, and pride for migrant in India-The European Union		1,24,54,955.00	
Total (Rs.)		3,54,28,445.56	4,83,69,992.00
K. BANK INTEREST RECEIVED			
Allocated Interest:			
Sports for Change -KFB Austria		42,092.00	43,337.00
Improving the lives of adolescent girls in Jharkhand-Quest Alliance		-	3,962.00
Advance Family Planning-Population Action International (Opportunity Fund)		-	28,603.00
Accelerating Growth of Lakhpati Kisans to Ensure Enhanced Income and Quality of Life in Focused Geography of Jharkhand (Palojori, Deoghar District) Sustain+ (CInI Tata Trust)		7,53,195.00	4,46,530.00
Women's Entrepreneur Collective-International Initiative for Impact Evaluation (3ie)		-	6,471.00
Swashakt - emPower-KFB Austria		27,577.00	
Unallocated Interest		2,90,345.00	25,526.00
Total (Rs.)		11,13,209.00	5,54,429.00



L. PROGRAMME EXPENSES	Group No.	As on 31.03.2022	As on 31.03.2021
		Amount (Rs.)	Amount (Rs.)
Comprehensive Civil Society Response to Accelerate Sexual and Reproductive Health and Rights of Young People in India (Amplifying change Phase ii)-Bihar Voluntary Health Association (BVHA)	L1		
Capacity Building & Support			5,74,468.00
Building and Collecting Evidence			-
Enhancing Communication & Straight Advocacy			2,40,000.00
Coordination & Monitoring and Learning			-
Core Funding			2,01,192.00
Total (Rs.)		-	10,15,660.00
Sports for Change - KFB Austria	L2		
Personnel costs		7,91,606.00	7,22,521.00
Administration / Overheads		3,17,692.00	2,08,459.00
Program Cost		16,08,286.00	8,50,122.00
Acquisitions / Infrastructure			
Expenditure under Exchange Profit fund		1,40,101.00	-
Total (Rs.)		28,57,685.00	17,81,102.00
Go Girl Go Phase II-DKA Austria	L3		
Personnel costs		-	
Administration / Overheads		-	
Program Cost		-	
Expenditure under Unspent Fund		-	2,48,100.82
Total (Rs.)		-	2,48,100.82
Advance Family Planning (Opportunity Fund)-Population Action International	L4		
Activities/Workshops			8,95,919.80
Personnel Cost		81,872.00	
Indirect Cost		0.94	
Total (Rs.)		81,872.94	8,95,919.80
Improving the lives of adolescent girls in Jharkhand-Quest Alliance	L5		
Personnel Cost		-	42,62,118.00
Field Travel		-	
Activities/Workshops		-	
Administrative Cost		-	
Total (Rs.)		-	42,62,118.00
More Than Bride-SIMAVI Netherlands	L6		
Programme Cost		-	76,32,537.00
Human Resource Cost		-	
Administrative Cost		-	
Joint Alliance Activity Cost		-	
Joint Alliance Advocacy Cost		-	
Total (Rs.)		-	76,32,537.00



PARTICULARS	Group No.	As on 31.03.2022	As on 31.03.2021	
		Amount (Rs.)	Amount (Rs.)	
Accelerating Growth of Lakhpati Kisans to Ensure Enhanced Income and Quality of Life in Focused Geography of Jharkhand (Palojori, Deoghar District) Sustain+ (CInl Tata Trust)				
PERSONNEL				
Program	L7	30,31,338.00	9,65,454.00	
Admin		8,48,883.00	3,63,032.00	
CAPITAL COST				
PROGRAM COST				
Training & Capacity Building		1,07,511.00	4,479.00	
Solar lift irrigation system		74,25,157.00	7,80,000.00	
Vaccination chamber		-	-	
Cold Storage (5 MT)		-	-	
Drinking Water		-	-	
Solar Repeller / Fence Guard		-	-	
OVERHEAD COST		1,41,226.00	1,17,180.00	
Total (Rs.)		1,15,54,115.00	22,30,145.00	
Women's Entrepreneur Collective-International Initiative for Impact Evaluation (3ie)				
Personnel	L8	23,33,250.00	4,73,357.00	
Consultancy		7,59,049.00	1,77,408.00	
Travel		1,76,744.00	24,265.00	
Survey Cost		-	-	
Other direct cost		22,60,054.00	9,423.00	
Equipment		2,14,850.00	-	
Grantee Indirect Cost		8,29,364.00	1,02,668.00	
Total (Rs.)			65,73,311.00	7,87,121.00
Making the Most of What We Know (MMWWK) from the More than Brides Alliance-Small Grant-SIMAVI Netherlands				
Grant transfer to Sub Grantee	L9		7,17,888.00	
Stipend of LSF of Grant Committee			6,866.00	
Admin Cost			36,229.63	
Total (Rs.)		-	7,60,983.63	
Making the Most of What We Know (MMWWK) from The More Than Brides Alliance-Flex Fund-SIMAVI Netherlands				
Project Management Human Resources	L10	12,74,650.00	2,58,007.00	
Create and gather evidence (budget line communications)			3,068.00	
Learning workshop international) (national and international budget line m			1,50,000.00	
Organize the Country section of the international event			1,649.75	8,83,542.00
Total (Rs.)		12,76,299.75	12,94,617.00	
Making the Most of What We Know (MMWWK) from The More Than Brides Alliance-Spark Fund-SIMAVI Netherlands				
Local Travel	L11		43,383.00	
Event/Workshop			84,617.00	
Communication		3,032.21	40,000.00	
External resources			89,500.00	
Total (Rs.)		3,032.21	2,57,500.00	



PARTICULARS	Group No.	As on 31.03.2022	As on 31.03.2021
		Amount (Rs.)	Amount (Rs.)
Jharkhand High Impact Mega Watershed Project-Ford Foundation			
Salaries/Benefits		45,21,580.00	-
Meetings/Conferences/Workshops		4,07,181.00	
Publications/Communications		7,640.00	
Other Direct Costs		48,174.00	
Project Supplies		8,75,111.00	
Administrative Expenses		5,29,442.40	
Total (Rs.)		63,89,128.40	-
BacktheFrontline to support NGOs in India serving the vulnerable populations for COVID relief-DASARA			
Awareness/IEC on Covid, Information and Counselling	L13	9,52,245.00	
Livelihood & Skill Development		31,09,576.00	
Infrastructure Equipment's and Medical Support		1,68,248.00	
Care Package		18,72,476.00	
Training, Capacity Building of FLW/Community workers, Volunteers, field staff etc.		750.00	
Admin Expenses		4,82,292.00	
Total (Rs.)		65,85,587.00	-
Swashakt - emPower-KFB Austria			
Personnel costs	L14	1,45,817.00	-
Administration / Overheads		47,327.00	
Program Cost		3,19,237.00	
Acquisitions / Infrastructure		-	
Expenditure under Exchange Profit fund		66,499.00	
Total (Rs.)		5,78,880.00	-
Swabhiman-An alliance for dignity, employment, and pride for migrant in India-The European Union			
Human Resources	L15	5,52,751.00	-
Travel		2,067.00	
Indirect Cost		38,837.00	
Total (Rs.)		5,93,655.00	-
Sub Total (Rs.)		3,64,93,566.30	2,11,65,804.25
M. GRANT REFUNDED DURING THE YEAR			
The Green College initiative - Welthungerhilfe		-	8,434.43
Total (Rs.)		-	8,434.43



NETWORK FOR ENTERPRISE ENHANCEMENT AND DEVELOPMENT SUPPORT

Regd. Office: Tapowan Road, Deoghar, Jharkhand -814 143

FOREIGN FUNDS

SCHEDULE [N]:- FIXED ASSETS

PARTICULARS	GROSS BLOCK AS AT 01.04.2021	ADD.	DEL.	AS AT 31.03.2022	DEPRECIATION			NET BLOCK		
					RATE OF DEP.	AS AT 01.04.2021	DURING THE YEAR	AS AT 31.03.2022	AS AT 31.03.2022	AS AT 31.03.2021
A. ASSETS OUT OF KFO GRANT										
Building	6,61,141.00			6,61,141.00	10%	4,24,247.72	23,689.33	4,47,937.05	2,13,203.95	2,36,893.28
Furniture & Fixture	16,564.00			16,564.00	10%	15,051.15	151.29	15,202.43	1,361.57	1,512.85
Acquaguard	5,200.00			5,200.00	15%	5,198.00	-	5,198.00	2.00	2.00
Stabilizer	2,686.00			2,686.00	15%	2,684.00	-	2,684.00	2.00	2.00
Motor Cycle	48,000.00			48,000.00	15%	46,900.74	164.89	47,065.63	934.37	1,099.26
TOTAL [A]	7,33,591.00	-	-	7,33,591.00		4,94,081.61	24,005.50	5,18,087.11	2,15,503.89	2,39,509.39
B. ASSETS OUT OF SIMAVI GRANT										
Health Equipment	1,07,626.00			1,07,626.00	15%	1,03,659.82	594.93	1,04,254.75	3,371.25	3,966.18
Furniture & fixture	12,143.00			12,143.00	10%	10,607.19	153.58	10,760.77	1,382.23	1,535.81
Vehicle	2,53,319.00			2,53,319.00	15%	2,04,403.00	-	2,04,403.00	48,916.00	48,916.00
Computer with power backup	43,800.00			43,800.00	40%	43,795.66	1.74	43,797.40	2.60	4.34
Sanitation Park- Palajori	3,83,005.00			3,83,005.00	0%	-	-	-	3,83,005.00	3,83,005.00
TOTAL [B]	7,99,893.00	-	-	7,99,893.00		3,62,465.67	750.24	3,63,215.91	4,36,677.09	4,37,427.33
C. ASSETS OUT OF NFI GRANT										
Building	84,675.00			84,675.00	10%	68,984.47	1,569.05	70,553.52	14,121.48	15,690.53
Computer	78,013.00			78,013.00	40%	78,011.00		78,011.00	2.00	2.00
Other Equipment	76,387.00			76,387.00	15%	69,714.19	1,000.92	70,715.11	5,671.89	6,672.81
Vehicle	55,180.00			55,180.00	15%	53,429.33	262.60	53,691.93	1,488.07	1,750.67
TOTAL [C]	2,94,255.00	-	-	2,94,255.00		2,70,138.99	2,832.58	2,72,971.56	21,283.44	24,116.01
D. ASSETS OUT OF MISEREOR GRANT										
Computer Power Backup	37,500.00			37,500.00	15%	35,657.32	276.40	35,933.72	1,566.28	1,842.68
Laptop	32,500.00			32,500.00	40%	32,498.00		32,498.00	2.00	2.00
Motor Cycle	53,000.00			53,000.00	15%	50,037.23	444.42	50,481.64	2,518.36	2,962.77
Display Board	16,500.00			16,500.00	10%	14,588.73	191.13	14,779.85	1,720.15	1,911.27
Cycle	8,860.00			8,860.00	15%	8,331.37	79.29	8,410.66	449.34	528.63
TOTAL [D]	1,48,360.00	-	-	1,48,360.00		1,41,112.64	991.24	1,42,103.88	6,256.12	7,247.36
E. ASSETS OUT OF IIE GRANT										
Computer	37,000.00			37,000.00	40%	37,000.00	-	37,000.00	-	-
TOTAL [E]	37,000.00	-	-	37,000.00		37,000.00	-	37,000.00	-	-
F. ASSETS OUT OF SKN GRANT										
Laptop Computer	41,189.00			41,189.00	40%	41,187.00		41,187.00	2.00	2.00
Desk Top Computer	28,590.00			28,590.00	40%	28,568.19	8.72	28,576.91	13.09	21.81
Building (Education Resource Centre)	3,42,159.00			3,42,159.00		-	-	-	3,42,159.00	3,42,159.00
TOTAL [F]	4,11,938.00	-	-	4,11,938.00		69,755.19	8.72	69,763.91	3,42,174.09	3,42,182.81



FOREIGN FUNDS

SCHEDULE [N]:- FIXED ASSETS

PARTICULARS	GROSS BLOCK	ADD.	DEL.	AS AT 31.03.2022	DEPRECIATION			NET BLOCK		
	AS AT 01.04.2021				RATE OF DEP.	AS AT 01.04.2021	DURING THE YEAR	AS AT 31.03.2022	AS AT 31.03.2022	AS AT 31.03.2021
G. ASSETS OUT OF UNITUS GRANT										
Computer	49,000.00			49,000.00	40%	49,000.00	-	49,000.00	-	-
TOTAL [G]	49,000.00	-	-	49,000.00		49,000.00	-	49,000.00	-	-
H. ASSETS OUT OF DFID GRANT										
Computer	4,93,213.00			4,93,213.00	40%	4,93,211.00		4,93,211.00	2.00	2.00
Furniture & Fixture	3,994.00			3,994.00	10%	3,992.00		3,992.00	2.00	2.00
Motor Cycle	1,92,193.00			1,92,193.00	15%	1,88,888.17	495.72	1,89,383.90	2,809.10	3,304.83
TOTAL [H]	6,89,400.00	-	-	6,89,400.00		6,86,091.17	495.72	6,86,586.90	2,813.10	3,308.83
I. ASSETS OUT OF MNH-SIMAVI GRANT										
Furniture & Fixture	1,58,367.00			1,58,367.00	10%	1,03,144.27	5,522.27	1,08,666.55	49,700.45	55,222.73
Laptop	94,800.00			94,800.00	40%	94,766.45	13.42	94,779.87	20.13	33.55
Computer Power Backup	97,850.00			97,850.00	40%	97,646.62	81.35	97,727.97	122.03	203.38
Printer HP	5,300.00			5,300.00	40%	5,288.28	4.69	5,292.97	7.03	11.72
DLP Projector	34,990.00			34,990.00	15%	28,101.12	1,033.33	29,134.45	5,855.55	6,888.88
Motorbike	46,100.00			46,100.00	15%	35,422.50	1,601.63	37,024.12	9,075.88	10,677.50
Motorbike	28,000.00			28,000.00	15%	20,370.27	1,144.46	21,514.73	6,485.27	7,629.73
Dell Monitor	4,600.00			4,600.00	40%	4,589.83	4.07	4,593.90	6.10	10.17
Scanning Machine	5,999.00			5,999.00	15%	5,961.27	5.66	5,966.93	32.07	37.73
Dell LED Monitor	4,800.00			4,800.00	40%	4,781.42	7.43	4,788.85	11.15	18.58
EPSON M200 Printer	4,800.00			4,800.00	40%	4,753.55	18.58	4,772.13	27.87	46.45
EPSON L550 Printer	5,000.00			5,000.00	40%	4,951.62	19.35	4,970.97	29.03	48.38
EPABX Extension & 12 set Telephone	46,620.00			46,620.00	15%	30,355.99	2,439.60	32,795.59	13,824.41	16,264.01
Sukam Invertor 1400 VA	7,400.00			7,400.00	15%	4,818.41	387.24	5,205.65	2,194.35	2,581.59
CC TV Camera	6,400.00			6,400.00	15%	3,986.24	362.06	4,348.31	2,051.69	2,413.76
Sound system with echo	6,612.00			6,612.00	15%	3,658.81	442.98	4,101.78	2,510.22	2,953.19
TOTAL [I]	5,57,638.00	-	-	5,57,638.00		4,52,596.64	13,088.13	4,65,684.77	91,953.23	1,05,041.36
J. ASSETS OUT OF MFM-SIMAVI GRANT										
Laptop Computer	82,800.00			82,800.00	40%	82,643.27	62.69	82,705.96	94.04	156.73
TOTAL [J]	82,800.00	-	-	82,800.00		82,643.27	62.69	82,705.96	94.04	156.73
K. ASSETS OUT OF SAVE THE CHILDREN										
Laptop Computer	29,500.00			29,500.00	40%	29,473.90	10.44	29,484.34	15.66	26.10
HP Lazer Printer	6,700.00			6,700.00	40%	6,694.07	2.37	6,696.44	3.56	5.93
Camera	6,990.00			6,990.00	15%	4,749.17	336.13	5,085.29	1,904.71	2,240.83
CC TV Camera	1,200.00			1,200.00	15%	781.36	62.80	844.16	355.84	418.64
TOTAL [K]	44,390.00	-	-	44,390.00		41,698.50	411.73	42,110.23	2,279.77	2,691.50



FOREIGN FUNDS

SCHEDULE [N]:- FIXED ASSETS

PARTICULARS	GROSS BLOCK	ADD.	DEL.	AS AT 31.03.2022	DEPRECIATION			NET BLOCK		
	AS AT 01.04.2021				RATE OF DEP.	AS AT 01.04.2021	DURING THE YEAR	AS AT 31.03.2022	AS AT 31.03.2022	AS AT 31.03.2021
L. ASSETS OUT OF VSO-ICS GRANT										
Furniture and Fixture	5,016.00			5,016.00	10%	2,856.97	215.90	3,072.87	1,943.13	2,159.03
Desk Top Computer	25,600.00			25,600.00	40%	25,543.38	22.65	25,566.03	33.97	56.62
Laptop	70,100.00			70,100.00	40%	69,944.95	62.02	70,006.97	93.03	155.05
TOTAL [L]	1,00,716.00	-	-	1,00,716.00		98,345.29	300.57	98,645.87	2,070.13	2,370.71
M. ASSETS OUT OF VSO-DRISHTEE										
Laptop	4,22,000.00			4,22,000.00	40%	4,20,366.56	653.38	4,21,019.93	980.07	1,633.44
Desk Top Computer	52,000.00			52,000.00	40%	51,798.72	80.51	51,879.23	120.77	201.28
Furniture and Fixture	7,000.00			7,000.00	10%	3,819.33	318.07	4,137.39	2,862.61	3,180.67
Braille Printer	2,27,300.00			2,27,300.00	40%	2,26,420.19	351.93	2,26,772.11	527.89	879.81
Baraille Printer Software	50,600.00			50,600.00	40%	50,404.14	78.34	50,482.48	117.52	195.86
Stabilizer	6,800.00			6,800.00	15%	4,783.57	302.46	5,086.03	1,713.97	2,016.43
TOTAL [M]	7,65,700.00	-	-	7,65,700.00		7,57,592.50	1,784.69	7,59,377.19	6,322.81	8,107.50
N. ASSETS OUT OF Trickle Up Godda										
Luminous UPS	4,800.00			4,800.00	15%	3,376.64	213.50	3,590.14	1,209.86	1,423.36
TVS Star City 110 CC Motorbike	50,295.00			50,295.00	15%	34,171.58	2,418.51	36,590.09	13,704.91	16,123.42
EPSON L550 Printer	5,000.00			5,000.00	40%	4,951.62	19.35	4,970.97	29.03	48.38
TOTAL [N]	60,095.00	-	-	60,095.00		42,499.83	2,651.37	45,151.20	14,943.80	17,595.17
O. ASSETS OUT OF WHH GRANT										
By Cycle	17,325.00			17,325.00	15%	12,187.03	770.70	12,957.72	4,367.28	5,137.97
Motor Cycle	66,168.00			66,168.00	15%	46,547.08	2,943.14	49,490.22	16,677.78	19,620.92
Digital Camera	24,600.00			24,600.00	15%	17,305.27	1,094.21	18,399.48	6,200.52	7,294.73
Furniture & Fixtures	50,388.00			50,388.00	15%	35,446.22	2,241.27	37,687.49	12,700.51	14,941.78
Dell Inspiration Laptop	33,800.00			33,800.00	40%	33,669.17	52.33	33,721.50	78.50	130.83
Luminous Invertor & Battery	30,400.00			30,400.00	40%	30,282.33	47.07	30,329.40	70.60	117.67
Stabilizer	3,500.00			3,500.00	15%	2,462.29	155.66	2,617.95	882.05	1,037.71
HP Printer	10,400.00			10,400.00	40%	10,359.74	16.10	10,375.85	24.15	40.26
CC TV Camera	4,380.00			4,380.00	15%	2,851.98	229.20	3,081.18	1,298.82	1,528.02
EPSON M200 Printer	4,000.00			4,000.00	40%	3,961.29	15.48	3,976.78	23.22	38.71
Samsung Mobile 28 Pcs	2,43,600.00			2,43,600.00	15%	1,34,798.11	16,320.28	1,51,118.39	92,481.61	1,08,801.89
CP Plus CP-Finger Print reader	3,000.00			3,000.00	15%	1,295.80	255.63	1,551.43	1,448.57	1,704.20
TOTAL [O]	4,91,561.00			4,91,561.00		3,31,166.32	24,141.07	3,55,307.38	1,36,253.62	1,60,394.68



FOREIGN FUNDS

SCHEDULE [N]:- FIXED ASSETS

PARTICULARS	GROSS BLOCK	ADD.	DEL.	AS AT 31.03.2022	DEPRECIATION			NET BLOCK		
	AS AT 01.04.2021				RATE OF DEP.	AS AT 01.04.2021	DURING THE YEAR	AS AT 31.03.2022	AS AT 31.03.2022	AS AT 31.03.2021
P. ASSETS OUT OF Story of Life GRANT										
Camera	6,990.00			6,990.00	15%	4,749.17	336.13	5,085.29	1,904.71	2,240.83
HP Laptop- 2 Pcs	60,000.00			60,000.00	40%	59,668.22	132.71	59,800.93	199.07	331.78
Tablet-19 Pcs	1,80,500.00			1,80,500.00	40%	1,79,501.91	399.24	1,79,901.14	598.86	998.09
HTC Desire 816 Tab	24,000.00			24,000.00	40%	23,867.29	53.08	23,920.37	79.63	132.71
Stabilizer 5KVA	9,700.00			9,700.00	15%	6,590.40	466.44	7,056.84	2,643.16	3,109.60
Chair-6 Pcs & Table-1 Pc	12,400.00			12,400.00	10%	6,139.63	626.04	6,765.66	5,634.34	6,260.37
Voice Recorder	5,630.00			5,630.00	15%	3,665.90	294.62	3,960.51	1,669.49	1,964.10
Chair-6 Pcs & Table-1 Pc	5,800.00			5,800.00	10%	2,871.76	292.82	3,164.58	2,635.42	2,928.24
Chair-10 Pcs, Table-1 Pc & Almirah-2 Pcs	61,700.00			61,700.00	10%	30,549.59	3,115.04	33,664.63	28,035.37	31,150.41
EPSON L550 Printer	5,000.00			5,000.00	40%	4,951.62	19.35	4,970.97	29.03	48.38
Mini Projector LED	4,900.00			4,900.00	15%	3,051.97	277.20	3,329.17	1,570.83	1,848.03
Portable Pico Projector 2 Pcs	39,698.00			39,698.00	15%	24,725.92	2,245.81	26,971.73	12,726.27	14,972.08
Portable Pico Projector 2 Pcs	39,100.00			39,100.00	15%	21,636.31	2,619.55	24,255.87	14,844.13	17,463.69
Pico Projector 12 Pcs	2,28,000.00			2,28,000.00	15%	1,26,165.72	15,275.14	1,41,440.86	86,559.14	1,01,834.28
Sony Voice Recorder 3 Pcs	19,470.00			19,470.00	15%	12,126.90	1,101.47	13,228.36	6,241.64	7,343.10
Portronics Pure Sound Speaker-3	3,569.00			3,569.00	15%	2,222.95	201.91	2,424.86	1,144.14	1,346.05
Portronics Pure Sound Speaker-3	4,797.00			4,797.00	15%	2,654.46	321.38	2,975.84	1,821.16	2,142.54
TOTAL [P]	7,11,254.00	-	-	7,11,254.00		5,15,139.70	27,777.93	5,42,917.64	1,68,336.36	1,96,114.30
Q. ASSETS OUT OF Trickle Up-Pakur GRANT										
Camera Sony DSC-W820	7,900.00			7,900.00	15%	5,367.44	379.88	5,747.32	2,152.68	2,532.56
TOTAL [Q]	7,900.00	-	-	7,900.00		5,367.44	379.88	5,747.32	2,152.68	2,532.56
R. ASSETS OUT OF IPAS GRANT										
Office Table-1 pc	7,000.00			7,000.00	10%	3,651.92	334.81	3,986.73	3,013.27	3,348.08
TOTAL [R]	7,000.00	-	-	7,000.00		3,651.92	334.81	3,986.73	3,013.27	3,348.08
S. ASSETS OUT OF Meljol-CITI GRANT										
Stabilizer	5,500.00			5,500.00	15%	3,736.83	264.48	4,001.30	1,498.70	1,763.17
EPSON L550 Printer	700.00			700.00	40%	693.23	2.71	695.94	4.06	6.77
Iron Cot 4 Pcs	14,000.00			14,000.00	10%	5,273.87	872.61	6,146.48	7,853.52	8,726.13
TOTAL [S]	20,200.00	-	-	20,200.00		9,703.92	1,139.80	10,843.72	9,356.28	10,496.08



FOREIGN FUNDS

SCHEDULE [N]:- FIXED ASSETS

PARTICULARS	GROSS BLOCK AS AT 01.04.2021	ADD.	DEL.	AS AT 31.03.2022	DEPRECIATION			NET BLOCK		
					RATE OF DEP.	AS AT 01.04.2021	DURING THE YEAR	AS AT 31.03.2022	AS AT 31.03.2022	AS AT 31.03.2021
T. ASSETS OUT OF KFB-GGG GRANT										
EPSON Picture Mate PM245	13,650.00			13,650.00	40%	13,517.91	52.84	13,570.75	79.25	132.09
EPSON L550 Printer	1,200.00			1,200.00	40%	1,188.39	4.64	1,193.03	6.97	11.61
Table & Chair	25,106.00			25,106.00	10%	10,281.16	1,482.48	11,763.64	13,342.36	14,824.84
LYF LS-400S Mobile	3,000.00			3,000.00	15%	1,668.88	199.67	1,868.55	1,131.45	1,331.12
Chairs 3 Pcs	8,762.00			8,762.00	10%	3,300.69	546.13	3,846.82	4,915.18	5,461.31
Sangam Almirah	15,650.00			15,650.00	10%	5,382.04	1,026.80	6,408.83	9,241.17	10,267.97
Hazra Book Self	11,550.00			11,550.00	10%	3,972.05	757.80	4,729.84	6,820.16	7,577.96
TOTAL [T]	78,918.00			78,918.00		39,311.11	4,070.35	43,381.47	35,536.53	39,606.89
U. ASSETS OUT OF Vodafone-DASRA GRANT										
Chair-10 Pcs, Table-1 Pc & Almirah-2 Pcs	14,000.00			14,000.00	10%	6,931.83	706.82	7,638.65	6,361.35	7,068.17
TOTAL [U]	14,000.00			14,000.00		6,931.83	706.82	7,638.65	6,361.35	7,068.17
V. ASSETS OUT OF WHH-Green College GRANT										
Projector EPSON 531	29,500.00			29,500.00	15%	17,392.39	1,816.14	19,208.53	10,291.47	12,107.61
Dell Desktop PC (2 Sets)	53,000.00			53,000.00	40%	51,717.82	512.87	52,230.69	769.31	1,282.18
Printer EPSON L565	17,800.00			17,800.00	40%	17,369.38	172.25	17,541.63	258.37	430.62
HP Laptop 15-ac122TU	32,800.00			32,800.00	40%	32,006.50	317.40	32,323.90	476.10	793.50
Iron Bed (10 Pcs)	55,000.00			55,000.00	10%	24,146.90	3,085.31	27,232.21	27,767.79	30,853.10
Office Table (2 Pcs)	14,364.00			14,364.00	10%	6,306.29	805.77	7,112.06	7,251.94	8,057.71
Office Chair (2 Pcs)	9,576.00			9,576.00	10%	4,204.19	537.18	4,741.37	4,834.63	5,371.81
Office Almirah	11,742.00			11,742.00	10%	5,155.14	658.69	5,813.83	5,928.17	6,586.86
Book Self (2 Pcs)	24,624.00			24,624.00	10%	10,810.79	1,381.32	12,192.11	12,431.89	13,813.21
Su-Kam Tall Tubular Battery (3 pcs)	46,500.00			46,500.00	40%	45,375.07	449.97	45,825.04	674.96	1,124.93
Su-Kam UPS (2 Pcs)	14,100.00			14,100.00	15%	8,312.97	868.05	9,181.03	4,918.97	5,787.03
Honda Shine Motorcycle	67,058.00			67,058.00	15%	39,535.56	4,128.37	43,663.92	23,394.08	27,522.44
Fire Fighter	6,156.00			6,156.00	15%	3,629.41	378.99	4,008.40	2,147.60	2,526.59
Jakson Generator 15KVA	3,07,944.00			3,07,944.00	15%	1,81,555.34	18,958.30	2,00,513.64	1,07,430.36	1,26,388.66
40" LLOYD Television	29,900.00			29,900.00	15%	17,628.22	1,840.77	19,468.99	10,431.01	12,271.78
Cannon Camera	6,800.00			6,800.00	15%	3,782.80	452.58	4,235.38	2,564.62	3,017.20
2D Nos. Desk with Bench	39,000.00			39,000.00	10%	15,970.89	2,302.91	18,273.80	20,726.20	23,029.11
Intex Tower Speaker	7,100.00			7,100.00	15%	3,949.69	472.55	4,422.24	2,677.76	3,150.31
Rotary Tiller	75,600.00			75,600.00	15%	42,055.88	5,031.62	47,087.50	28,512.50	33,544.12
Brus Cutter	15,500.00			15,500.00	15%	8,015.74	1,122.64	9,138.38	6,361.62	7,484.26
CC TV Camera	16,150.00			16,150.00	15%	8,351.88	1,169.72	9,521.60	6,628.40	7,798.12
Aquagard Water Filter	13,790.00			13,790.00	15%	6,591.53	1,079.77	7,671.30	6,118.70	7,198.47
Morpho Bio-Metric Device (Small)	3,900.00			3,900.00	15%	1,864.18	305.37	2,169.55	1,730.45	2,035.82
CP Plus Bio-Metric	5,400.00			5,400.00	15%	2,581.17	422.83	3,003.99	2,396.01	2,818.83



FOREIGN FUNDS

SCHEDULE [N]:- FIXED ASSETS

PARTICULARS	GROSS BLOCK AS AT 01.04.2021	ADD.	DEL.	AS AT 31.03.2022	DEPRECIATION				NET BLOCK	
					RATE OF DEP.	AS AT 01.04.2021	DURING THE YEAR	AS AT 31.03.2022	AS AT 31.03.2022	AS AT 31.03.2021
CC TV Camera (4 Cam/1 set up)	23,198.00			23,198.00	15%	11,088.50	1,816.43	12,904.92	10,293.08	12,109.50
Air Blower Aeroctor (Turbo Blower)	57,600.00			57,600.00	15%	27,532.44	4,510.13	32,042.57	25,557.43	30,067.56
CC TV Camera	15,000.00			15,000.00	15%	5,788.13	1,381.78	7,169.91	7,830.09	9,211.88
Rice Huller	70,875.00			70,875.00	15%	23,508.35	7,105.00	30,613.35	40,261.65	47,366.65
CC TV Camera	12,880.00			12,880.00	15%	4,272.14	1,291.18	5,563.31	7,316.69	8,607.87
Iron Box	16,520.00			16,520.00	10%	3,138.80	1,338.12	4,476.92	12,043.08	13,381.20
TOTAL [V]	10,99,377.00	-	-	10,99,377.00		6,33,638.09	65,713.99	6,99,352.08	4,00,024.92	4,65,738.91
W. ASSETS OUT OF MejoI-HDFC GRANT										
Sound system with echo	6,612.00			6,612.00	15%	3,658.81	442.98	4,101.78	2,510.22	2,953.19
TOTAL [W]	6,612.00	-	-	6,612.00		3,658.81	442.98	4,101.78	2,510.22	2,953.19
X. ASSETS OUT OF Cini-WATSAN GRANT										
Sound system with echo	6,612.00			6,612.00	15%	3,658.81	442.98	4,101.78	2,510.22	2,953.19
CP Plus Fingerprint Time Attendance	1,600.00			1,600.00	15%	764.79	125.28	890.07	709.93	835.21
TOTAL [X]	8,212.00	-	-	8,212.00		4,423.60	568.26	4,991.86	3,220.14	3,788.40
Y. ASSETS OUT OF Wateraid GRANT										
Dell Inspiration Laptop 3558	32,800.00			32,800.00	40%	31,666.43	453.43	32,119.86	680.14	1,133.57
Printer EPSON L565	17,800.00			17,800.00	40%	17,184.83	246.07	17,430.90	369.10	615.17
Epson S31 Projector	29,500.00			29,500.00	15%	16,410.69	1,963.40	18,374.09	11,125.91	13,089.31
Executive Revolving Chair	9,804.00			9,804.00	10%	4,014.84	578.92	4,593.75	5,210.25	5,789.16
Megha Chair PVC	8,892.00			8,892.00	10%	3,641.36	525.06	4,166.43	4,725.57	5,250.64
Delta Table 5' x 2*1/2	16,644.00			16,644.00	10%	6,815.88	982.81	7,798.70	8,845.30	9,828.12
Nikon Coolpix AW130 (SG) camera	16,500.00			16,500.00	15%	9,178.86	1,098.17	10,277.03	6,222.97	7,321.14
TOTAL [Y]	1,31,940.00	-	-	1,31,940.00		88,912.90	5,847.85	94,760.76	37,179.24	43,027.10
Z. ASSETS OUT OF MTB-SIMAVI GRANT										
Stabilizer	6,500.00			6,500.00	15%	3,615.92	432.61	4,048.53	2,451.47	2,884.08
Printer-EPSON L 365	13,684.00			13,684.00	40%	13,211.08	189.17	13,400.25	283.75	472.92
Mobile-JIO/LYF/WIND6/5009/GOLD /91150425383124	6,500.00			6,500.00	15%	3,615.92	432.61	4,048.53	2,451.47	2,884.08
Mobile-LYF FLAME6 LS-4005 BLACK /911503450817680	3,000.00			3,000.00	15%	1,668.88	199.67	1,868.55	1,131.45	1,331.12
Mobile-OPPO - NEO 7 /861227034549730	8,500.00			8,500.00	15%	4,728.50	565.72	5,294.23	3,205.77	3,771.50
ie-MobOPPO - NEO 7 /861227034549276	8,500.00			8,500.00	15%	4,728.50	565.72	5,294.23	3,205.77	3,771.50
Mobile-OPPO - NEO 7 /861227034557972	8,500.00			8,500.00	15%	4,728.50	565.72	5,294.23	3,205.77	3,771.50
Mobile-OPPO - NEO 7 /861227034557790	8,500.00			8,500.00	15%	4,728.50	565.72	5,294.23	3,205.77	3,771.50
Mobile-OPPO - NEO 7 /861227034548815	8,500.00			8,500.00	15%	4,728.50	565.72	5,294.23	3,205.77	3,771.50
2 Nos Scooty Honda Activa	1,18,554.00			1,18,554.00	15%	61,309.52	8,586.67	69,896.19	48,657.81	57,244.48
2 Nos Bajaj Motorcycle CT 100	79,820.00			79,820.00	15%	41,278.45	5,781.23	47,059.68	32,760.32	38,541.55



FOREIGN FUNDS

SCHEDULE [N]:- FIXED ASSETS

PARTICULARS	GROSS BLOCK	ADD.	DEL.	AS AT 31.03.2022	DEPRECIATION			NET BLOCK		
	AS AT 01.04.2021				RATE OF DEP.	AS AT 01.04.2021	DURING THE YEAR	AS AT 31.03.2022	AS AT 31.03.2022	AS AT 31.03.2021
Laptop-VOSTRO - V5459,DPJMLD2	58,000.00			58,000.00	40%	54,492.16	1,403.14	55,895.30	2,104.70	3,507.84
Laptop-VOSTRO - V3468,HFKF2C2	34,500.00			34,500.00	40%	32,413.44	834.62	33,248.06	1,251.94	2,086.56
Laptop-VOSTRO - V3468,BGKF2C2	34,500.00			34,500.00	40%	32,413.44	834.62	33,248.06	1,251.94	2,086.56
Mahindra Power-Generator	1,75,000.00			1,75,000.00	15%	90,500.24	12,674.96	1,03,175.20	71,824.80	84,499.76
CC TV Camera 5 Sets	16,650.00			16,650.00	15%	8,610.45	1,205.93	9,816.38	6,833.62	8,039.55
Logitech Webcam Nos 2	12,749.00			12,749.00	15%	6,593.07	923.39	7,516.46	5,232.54	6,155.93
LED Monitor Dell 18"5	22,400.00			22,400.00	40%	21,045.25	541.90	21,587.15	812.85	1,354.75
N-Computing L250	24,800.00			24,800.00	40%	23,300.10	599.96	23,900.06	899.94	1,499.90
Dell Inspiration Laptop 3558	30,900.00			30,900.00	40%	29,031.17	747.53	29,778.70	1,121.30	1,868.83
Fancy Chair	2,500.00			2,500.00	10%	859.75	164.03	1,023.78	1,476.23	1,640.25
Water Filter	1,200.00			1,200.00	15%	573.59	93.96	667.55	532.45	626.41
Usha Sewing Machine	56,219.00			56,219.00	15%	42,408.80	2,071.53	44,480.33	11,738.67	13,810.20
Ceiling Fan (3 No.)	4,637.00			4,637.00	15%	2,216.46	363.08	2,579.54	2,057.46	2,420.54
Exide SF Sonic S.T Tubular Battery	14,500.00			14,500.00	40%	13,247.20	501.12	13,748.32	751.68	1,252.80
CP Plus Fingerprint Time Attendance	1,400.00			1,400.00	15%	669.19	109.62	778.81	621.19	730.81
SM Single Needle Sewing Machine	19,370.00			19,370.00	15%	11,043.08	1,249.04	12,292.12	7,077.88	8,326.92
HP Deskjet GT 5811 INK Tank Printer	10,500.00			10,500.00	40%	8,912.40	635.04	9,547.44	952.56	1,587.60
HP Deskjet GT 5811 INK Tank Printer	10,400.00			10,400.00	40%	8,827.52	628.99	9,456.51	943.49	1,572.48
Revolving Chair	20,211.00			20,211.00	10%	6,213.87	1,399.71	7,613.58	12,597.42	13,997.13
Office Almira	8,260.00			8,260.00	10%	2,539.54	572.05	3,111.58	5,148.42	5,720.46
Steel Rack	12,272.00			12,272.00	10%	3,773.03	849.90	4,622.92	7,649.08	8,498.97
SM Single Needle Lock Stitch-8500	37,000.00			37,000.00	15%	21,094.16	2,385.88	23,480.04	13,519.96	15,905.84
SM Usha Tailor Composite Foot-SHT MT STD	67,200.00			67,200.00	15%	38,311.56	4,333.27	42,644.83	24,555.17	28,888.44
SM Overlock MC	28,000.00			28,000.00	15%	15,963.15	1,805.53	17,768.68	10,231.32	12,036.85
SM MC 450E with Digitizer JR	90,000.00			90,000.00	15%	51,310.13	5,803.48	57,113.61	32,886.39	38,689.88
SM ST QN W/O MOT SHT M STD ST TBL COMP F	10,752.00			10,752.00	15%	6,129.85	693.32	6,823.17	3,928.83	4,622.15
Tool Supreme (24 Nos.)	8,496.00			8,496.00	10%	2,612.10	588.39	3,200.49	5,295.51	5,883.90
Non Invasive HB Equipment	89,600.00			89,600.00	15%	34,574.40	8,253.84	42,828.24	46,771.76	55,025.60
Non Invasive HB Equipment	1,56,800.00			1,56,800.00	15%	60,505.20	14,444.22	74,949.42	81,850.58	96,294.80
Trunk GI	7,800.00			7,800.00	10%	1,797.90	600.21	2,398.11	5,401.89	6,002.10
Nilkamal Chair	15,600.00			15,600.00	10%	3,595.80	1,200.42	4,796.22	10,803.78	12,004.20
Nilkamal Table	8,400.00			8,400.00	10%	1,936.20	646.38	2,582.58	5,817.42	6,463.80
Office Almira	11,210.00			11,210.00	10%	2,583.91	862.61	3,446.51	7,763.49	8,626.10
Usha Sewing Machine	49,200.00			49,200.00	15%	16,319.03	4,932.15	21,251.17	27,948.83	32,880.98
Usha Pico Machine	48,000.00			48,000.00	15%	15,921.00	4,811.85	20,732.85	27,267.15	32,079.00
Apple TV 4K (32GB)	13,433.00			13,433.00	40%	9,564.30	1,547.48	11,111.78	2,321.22	3,868.70
Wireless Headphone II-BLU-ZML	26,262.00			26,262.00	40%	18,698.54	3,025.38	21,723.93	4,538.07	7,563.46



FOREIGN FUNDS

SCHEDULE [N]:- FIXED ASSETS

PARTICULARS	GROSS BLOCK	ADD.	DEL.	AS AT 31.03.2022	DEPRECIATION			NET BLOCK		
	AS AT 01.04.2021				RATE OF DEP.	AS AT 01.04.2021	DURING THE YEAR	AS AT 31.03.2022	AS AT 31.03.2022	AS AT 31.03.2021
Cloth Cutting Table (5'x3)	14,750.00			14,750.00	10%	3,399.88	1,135.01	4,534.89	10,215.11	11,350.13
Ironing table (5'x4)	8,850.00			8,850.00	10%	2,039.93	681.01	2,720.93	6,129.07	6,810.08
Iron Rach (6'x4'x18)	5,900.00			5,900.00	10%	1,359.95	454.01	1,813.96	4,086.05	4,540.05
Su-Kam Battery	18,500.00			18,500.00	40%	13,172.00	2,131.20	15,303.20	3,196.80	5,328.00
Usha Sewing Machine	55,800.00			55,800.00	15%	18,508.16	5,593.78	24,101.94	31,698.06	37,291.84
Ahuja WP 220L Portable PA System with Microphor	10,812.00			10,812.00	15%	3,000.33	1,171.75	4,172.08	6,639.92	7,811.67
UV Chamber15W (Manual)	40,320.00			40,320.00	40%	25,804.80	5,806.08	31,610.88	8,709.12	14,515.20
V Guard VEW 500 Stabilizer	28,497.00			28,497.00	15%	7,907.92	3,088.36	10,996.28	17,500.72	20,589.08
HP Printer S15 Wireless AIO	14,600.00			14,600.00	40%	7,592.00	2,803.20	10,395.20	4,204.80	7,008.00
HP Laptop 15S/EQ0063AU	67,000.00			67,000.00	40%	34,840.00	12,864.00	47,704.00	19,296.00	32,160.00
HP Laptop 15S/FR1004TU	42,000.00			42,000.00	40%	16,800.00	10,080.00	26,880.00	15,120.00	25,200.00
Lenovo Laptop V15-ADAR3	31,000.00			31,000.00	40%	12,400.00	7,440.00	19,840.00	11,160.00	18,600.00
TOTAL [Z]	18,47,308.00	-	-	18,47,308.00		9,95,768.20	1,56,037.51	11,51,805.71	6,95,502.29	8,51,539.80
AA. ASSETS OUT OF VSO-BDS GRANT										
EPSON M 200 Printer	12,500.00			12,500.00	40%	12,068.00	172.80	12,240.80	259.20	432.00
TOTAL [AA]	12,500.00	-	-	12,500.00		12,068.00	172.80	12,240.80	259.20	432.00
AB. ASSETS OUT OF VSO-NIDAN GRANT										
HP Notebook 15-ac 122TU	30,800.00			30,800.00	40%	29,735.55	425.78	30,161.33	638.67	1,064.45
Jio LYF Earth 1 LS-5501 Mobile	19,400.00			19,400.00	15%	10,792.12	1,291.18	12,083.30	7,316.70	8,607.88
TOTAL [AB]	50,200.00	-	-	50,200.00		40,527.67	1,716.96	42,244.63	7,955.37	9,672.33
AC. ASSETS OUT OF BVHA-Amplifyingchange										
Tablet Iball Slide Snap 4g2 (13 Nos)	1,04,000.00			1,04,000.00	15%	44,921.18	8,861.82	53,783.00	50,217.00	59,078.83
Sukam Invertor	6,500.00			6,500.00	40%	5,096.00	561.60	5,657.60	842.40	1,404.00
Exide Battery	41,000.00			41,000.00	40%	32,144.00	3,542.40	35,686.40	5,313.60	8,856.00
TOTAL [AC]	1,51,500.00	-	-	1,51,500.00		82,161.18	12,965.82	95,127.00	56,373.00	69,338.83
AD. ASSETS OUT OF ICS 2-VSO GRANT										
Fan Pedestal 400 MM (8 Nos)	22,686.00			22,686.00	15%	10,843.77	1,776.34	12,620.10	10,065.90	11,842.23
Iron Bed (20 Nos)	1,30,000.00			1,30,000.00	10%	44,707.00	8,529.30	53,236.30	76,763.70	85,293.00
CP Plus Fingerprint Time Attendance	1,600.00			1,600.00	15%	764.79	125.28	890.07	709.93	835.21
Folding Cot (14 Nos)	31,388.00			31,388.00	10%	9,650.24	2,173.78	11,824.02	19,563.98	21,737.76
Stand Fan	22,500.00			22,500.00	15%	9,718.52	1,917.22	11,635.74	10,864.26	12,781.48
TOTAL [AD]	2,08,174.00	-	-	2,08,174.00		75,684.32	14,521.91	90,206.23	1,17,967.77	1,32,489.68
AE. ASSETS OUT OF BVHA-Amplifyingchange										
Sukam Battery	9,500.00			9,500.00	40%	6,764.00	1,094.40	7,858.40	1,641.60	2,736.00
TOTAL [AE]	9,500.00	-	-	9,500.00		6,764.00	1,094.40	7,858.40	1,641.60	2,736.00
AF. ASSETS OUT OF Quest Alliance GRANT										
Sukam Battery	9,000.00			9,000.00	40%	6,408.00	1,036.80	7,444.80	1,555.20	2,592.00
HP INK Tank Printer	10,800.00			10,800.00	40%	7,689.60	1,244.16	8,933.76	1,866.24	3,110.40
TOTAL [AF]	19,800.00	-	-	19,800.00		14,097.60	2,280.96	16,378.56	3,421.44	5,702.40



FOREIGN FUNDS

SCHEDULE [N]:- FIXED ASSETS

PARTICULARS	GROSS BLOCK		DEL.	AS AT 31.03.2022	DEPRECIATION			NET BLOCK		
	AS AT 01.04.2021	ADD.			RATE OF DEP.	AS AT 01.04.2021	DURING THE YEAR	AS AT 31.03.2022	AS AT 31.03.2022	AS AT 31.03.2021
AG. FC General										
Chair	14,625.00			14,625.00	10%	2,778.75	1,184.63	3,963.38	10,661.63	11,846.25
V Guard VT 250 Battery	40,000.00			40,000.00	40%	16,000.00	9,600.00	25,600.00	14,400.00	24,000.00
TOTAL [AG]	54,625.00	-	-	54,625.00		18,778.75	10,784.63	29,563.38	25,061.63	35,846.25
AH. ASSETS OUT OF AFP (OF) GRANT										
Face+FP MB160+ID (Biometric)	35,400.00			35,400.00	15%	2,655.00	4,911.75	7,566.75	27,833.25	32,745.00
TOTAL [AH]	35,400.00	-	-	35,400.00		2,655.00	4,911.75	7,566.75	27,833.25	32,745.00
AI. ASSETS OUT OF SIMAVI FLEXI FUND GRANT										
HP Laptop 15-GR0011AU	36,500.00			36,500.00	40%	7,300.00	11,680.00	18,980.00	17,520.00	29,200.00
EPSON 536Wi WXGA 3LCD Projector	74,400.00			74,400.00	40%	14,880.00	23,808.00	38,688.00	35,712.00	59,520.00
EPSON ELPAP10 Wireless LAN for Projector	5,000.00			5,000.00	40%	1,000.00	1,600.00	2,600.00	2,400.00	4,000.00
Logitech C920 HD Pro Webcam	19,200.00			19,200.00	15%	1,440.00	2,664.00	4,104.00	15,096.00	17,760.00
Frontech Trolley BT Speaker Sw-0022	8,500.00			8,500.00	15%	637.50	1,179.38	1,816.88	6,683.13	7,862.50
TOTAL [AI]	1,43,600.00	-	-	1,43,600.00		25,257.50	40,931.38	66,188.88	77,411.13	1,18,342.50
AJ. ASSETS OUT OF DASRA GRANT										
Oxygen High Pressure Seamless Cylinder		47,200.00		47,200.00	40%		18,880.00	18,880.00	28,320.00	
TOTAL [AJ]	-	47,200.00	-	47,200.00		-	18,880.00	18,880.00	28,320.00	-
AK. ASSETS OUT OF FORD FOUNDATION GRANT										
Luminous 2000 Cruze Invertor		12,500.00		12,500.00	40%		5,000.00	5,000.00	7,500.00	
Luminous 200 AH Battery		32,200.00		32,200.00	15%		4,830.00	4,830.00	27,370.00	
TOTAL [AK]	-	44,700.00	-	44,700.00		-	9,830.00	9,830.00	34,870.00	-
AL. ASSETS OUT OF 3ie GRANT										
Bamboo Hand Splitter		26,550.00		26,550.00	40%		10,620.00	10,620.00	15,930.00	
Jigsaw Machine		28,910.00		28,910.00	40%		11,564.00	11,564.00	17,346.00	
Drill Machine		7,080.00		7,080.00	40%		2,832.00	2,832.00	4,248.00	
Bamboo Sander Machine		7,080.00		7,080.00	40%		2,832.00	2,832.00	4,248.00	
Turning Tool Set		26,550.00		26,550.00	40%		10,620.00	10,620.00	15,930.00	
Bamboo Hand Tool Kit		12,980.00		12,980.00	40%		5,192.00	5,192.00	7,788.00	
Realme C11 4/64		1,34,850.00		1,34,850.00	15%		10,113.75	10,113.75	1,24,736.25	
Bamboo Processing Machine		1,41,600.00		1,41,600.00	40%				1,41,600.00	
Spare Parts		9,440.00		9,440.00	40%				9,440.00	
Bamboo outside Knot Removing Machine		61,950.00		61,950.00	40%				61,950.00	
V-Guard VT 250 Battery 12V		38,400.00		38,400.00	40%				38,400.00	
TOTAL [AL]	-	4,95,390.00	-	4,95,390.00		-	53,773.75	53,773.75	4,41,616.25	-
AM. ASSETS OUT OF KFB SPORTS FOR CHANGE										
Solar Power System		1,40,101.00		1,40,101.00	40%		28,020.20	28,020.20	1,12,080.80	
TOTAL [AM]	-	1,40,101.00	-	1,40,101.00		-	28,020.20	28,020.20	1,12,080.80	-
GRAND TOTAL	98,84,357.00	7,27,391.00	-	1,06,11,748.00		65,00,689.17	5,34,429.01	70,35,118.19	35,76,629.82	33,83,667.83
							Less: Depreciation transferred to Asset Fund	5,34,429.01		



**NETWORK FOR ENTERPRISE ENHANCEMENT AND DEVELOPMENT SUPPORT
REGD. OFFICE: TAPOWAN ROAD, DEOGHAR, JHARKHAND – 814 143**

**ACCOUNTING POLICIES & NOTES TO ACCOUNT FORMING PART OF THE FINANCIAL STATEMENTS
[FOREIGN FUNDS] FOR THE FINANCIAL YEAR ENDED 31ST MARCH' 2022.**

A. SIGNIFICANT ACCOUNTING POLICIES:

1. Basis & System of Accounting:

The accounts of the Trust have been prepared on accrual basis and are in accordance with the normally accepted accounting principles.

2. Fixed Assets & Depreciation

i) Assets acquired during the year have been treated as Asset Fund.

ii) Depreciation on fixed assets as per the rates applicable under the Income Tax Act, 1961 has been charged in the accounts on the gross block of assets at the beginning of the year and additions thereon in the financial year.

iii) The assets procured during program implementation and handed over to beneficiaries as per terms and conditions of grant without any condition to return the same in any case, are charged to expenses in the financial statements.

iii) None of the fixed assets have not been revalued during the year.

3. Income Recognition

i) Restricted project grants are recognized as income on the basis of utilization and unrestricted project grants and donations are recognized as income on the basis of receipts in the financial year.

ii) Grants received during the year together with opening unspent grant pertaining to Foreign Fund and remaining unspent as at the close of the year have been treated as "Unspent Grant Balances" and suitably disclosed under Schedule D of the financial statements.

4. Accounting of Expenditure

i) Expenditure incurred during the year have been accounted for on accrual basis and expenses incurred on project funds have been detailed in Schedule L-1 to L – 15 of the financial statements.


ii) Expenditure incurred on projects in excess of grant received has been treated as "Grant Receivable" in anticipation of grant receivable in subsequent financial year and suitably disclosed under Schedule H of the financial statements.



B. NOTES TO ACCOUNT

1. Income and expenditure are generally disclosed as per grant terms and conditions attached to the budget and approved by the Donor agencies.
2. The Trust has complied with the funding/donor agency stipulations pertaining to reporting and accounting of interest wherever stipulated as per terms and conditions of grant. In absence of specific stipulations, interest earned on grant balances have been treated as unallocated interest and shown appropriately under Income & Expenditure Account of the financial statements.
3. The Trust has complied with the applicable provisions of the Foreign Contribution (Regulation) Act' 2010 [As Amended] to the best of its knowledge and belief.
4. Previous year figures have been re-grouped and rearranged wherever found necessary.

For Jha & Associates
Chartered Accountants
Firm Registration Number: 01195C



Partner
[Rajeev Kumar Jha]
Membership Number: 079294



For Network For Enterprise
Enhancement and Development
Support



Murari Mohan Choudhury
Executive Director

PLACE: PATNA
DATE: 31ST AUGUST' 2022